



Material Consumption Monitor for Hopper Receiver

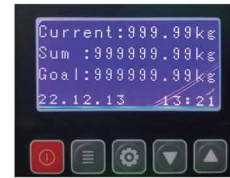
SMM-50



Refer carefully to this manual before operation.

SMM Series

■ Coding Principle

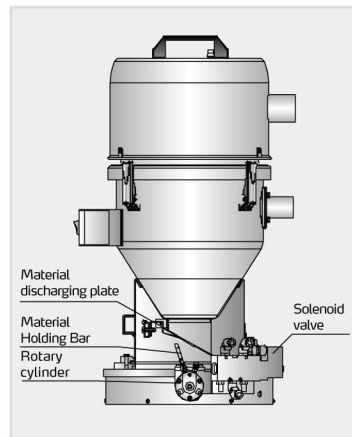


Handy controller panel

■ Features

- Real-time material consumption monitoring.
- Production batch control.
- Statistical Material throughput.
- Precision up to $\pm 1\%$
- The parts in contact with materials are made of stainless steel to ensure no material contamination.
- Standard communication function via RS485

■ Working Principle

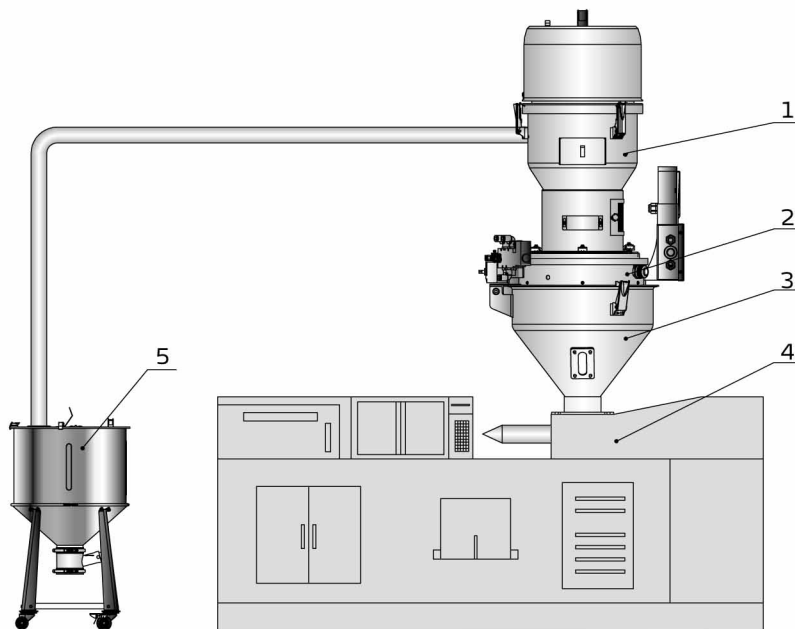


After receiving the material loading signal from the auto-loader, the cylinder rotary rod starts working, holds up the discharging plate of the loader, and then starts to weigh. After material loading, the controller will read the stabilized value and then release the auto-loader, thus completing a weighing cycle. The optional handy controller displays current weight, accumulative weight, set target output, and other functions.

■ Application

Single-unit Application

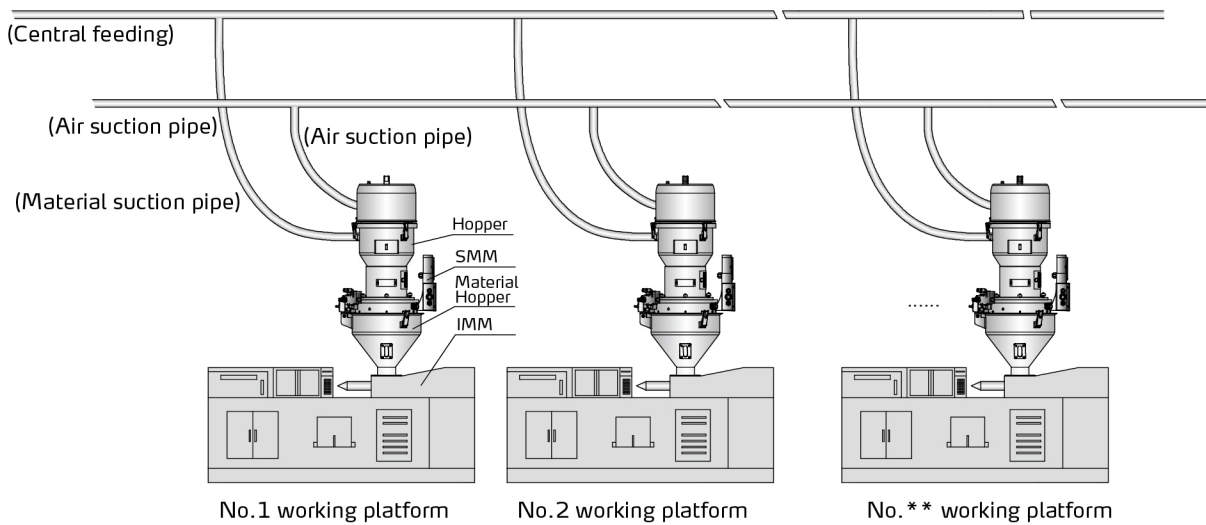
SMM is installed at the bottom of the hopper receiver or the auto-loader. It enables real-time monitoring of material consumption. The operator can record the product qualification rate to adjust the equipment according to material consumption data and the qualified product quantity. SMM also can supply drying materials on demand to reduce the conventional drying and exchanging time. It improves productivity.



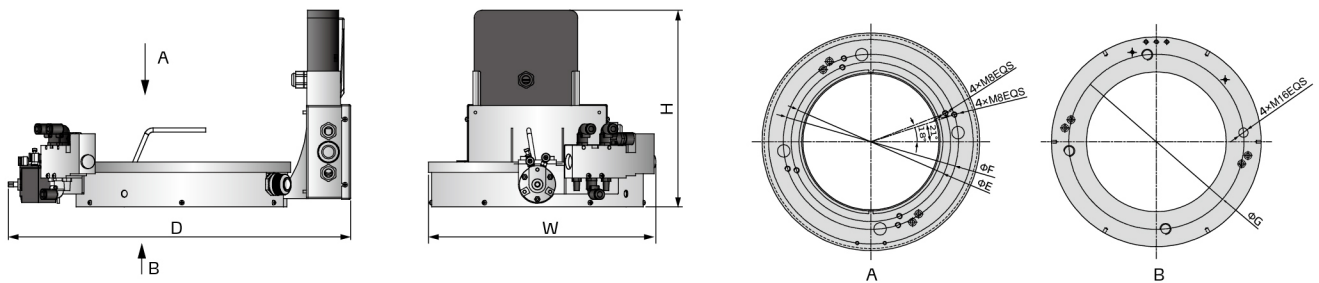
1. Hopper Receiver / Auto-loader
2. Material Consumption Monitor for Hopper Receiver
3. Material Hopper
4. Injection moulding machine
5. Material storage tank

Application of Central Conveying

When used in plastic production, SMM can upload the weighing data to the main control of central conveying via the communication port. The main control monitors the material consumption of each unit in real-time and makes adjustments. To arrange production reasonably and reduce material waste.



Outline Drawings



Specifications

Model	Weighing Range (kg)	Dimensions (mm) H×W×D	ΦE (mm)	ΦF (mm)	ΦG (mm)	Weight (kg)
SMM-50	50	285x330x496	231.5	254.5	254.5	5
SMM-100	100	285x380x548	254.5	330	254.5	7
SMM-200	200	285x380x548	254.5	330	254.5	7

Power supply: 1 Φ , 24V, 50/60Hz

We reserve the right to change specifications without prior notice.

Shini Group

Addr: No. 23, Minhe St., Shulin Dist.,
New Taipei, Taiwan

Tel: +886 2 2680 9119

Fax: +886 2 2680 9229

Email: shini@shini.com

Factories:

- Taiwan
- Dongguan
- Pinghu
- Ningbo
- Chongqing
- Pune

2022-11-15-04 Copyrights Reserved.

www.shini.com