



Medium Speed Granulator

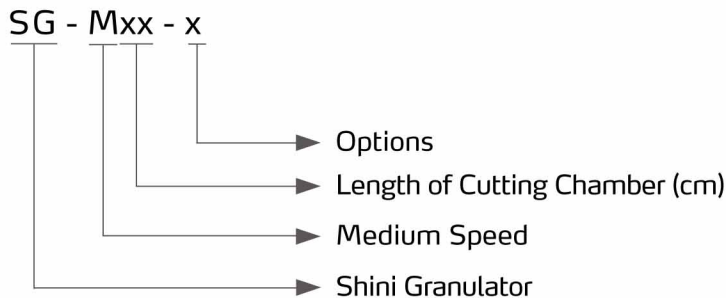
SG-M29



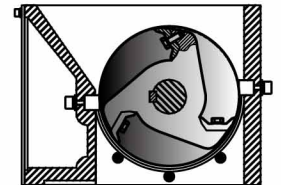
Refer carefully to this manual before operation.

SG-M Series

■ Coding Principle



Cutting chamber



Teeth cutter diagram

■ Features

- Adopt a TECO gear motor with stable performance, long service life, and large torque.
- The gearbox directly drives the blade shaft for granulation, thus saving time for belt tension adjustment and maintenance.
- Staggered blades adopt V-type cutting technology, which pushes the feeding material into the center of the cutting rotor to prevent the material from adhering to the inner side of the cutting chamber while enhancing its durability.
- Unique staggered shape with double edge design allows the cutters to be mounted directly without clearance adjustment and maintain a fixed cutting curve and clearance after wear, which can significantly reduce the downtime for cutter disassembly and assembly.
- The staggered blade can be capsized if one side is blunt, and the fixed blade can be reshaped after being reused four times, thus enhancing the cutter's durability.
- Optimal design can effectively reduce vibration during the operation of the granulator.
- The soundproof feed box is made of double-layer stainless steel and with visual window.
- SG-M models are equipped with castor wheels. They have a small footprint and are easy to move.

■ Application

SG-M Medium Speed Granulator is applicable to instant or tiny amounts of granulating of hard and long or solid and flexible sprues. It features a small size, low speed, wear resistance, and ultra silence. The low-speed structure produces an even regrind size and less dust than the previous design. Just a few quick and simple steps to clean residues from the unit.

Simple control and user-friendly make it easy to use. Besides, multiple options are available to meet different production processes and specific demands.

■ Options

Special Screen



Special screen mesh sizes: $\Phi 5$, $\Phi 8$, $\Phi 10$, $\Phi 12$.

The user can choose the option according to their demands.

Add "SS + screen diameter" at the end of the model code, e.g.: $\Phi 8\text{mm}$, add "SS08".

Slant Hole Screen



Especially for the filtering of long strips, the slant hole screen $\Phi 5\text{mm}$ and $\Phi 6\text{mm}$ are optional to meet the demands of some customers. The user can choose the option according to their demands. Add "SS+ screen hole dia. + S" at the end of the model code, such as add "SS05S" for screen $\Phi 5$.

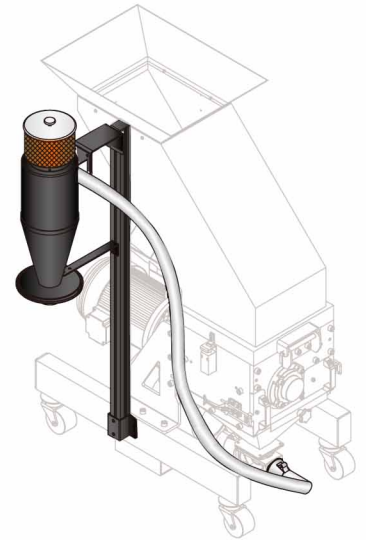
- **Manual Collection Bin**

Manual collection bin helps to collect and store regrind. Add "CB "at the end of the model code.



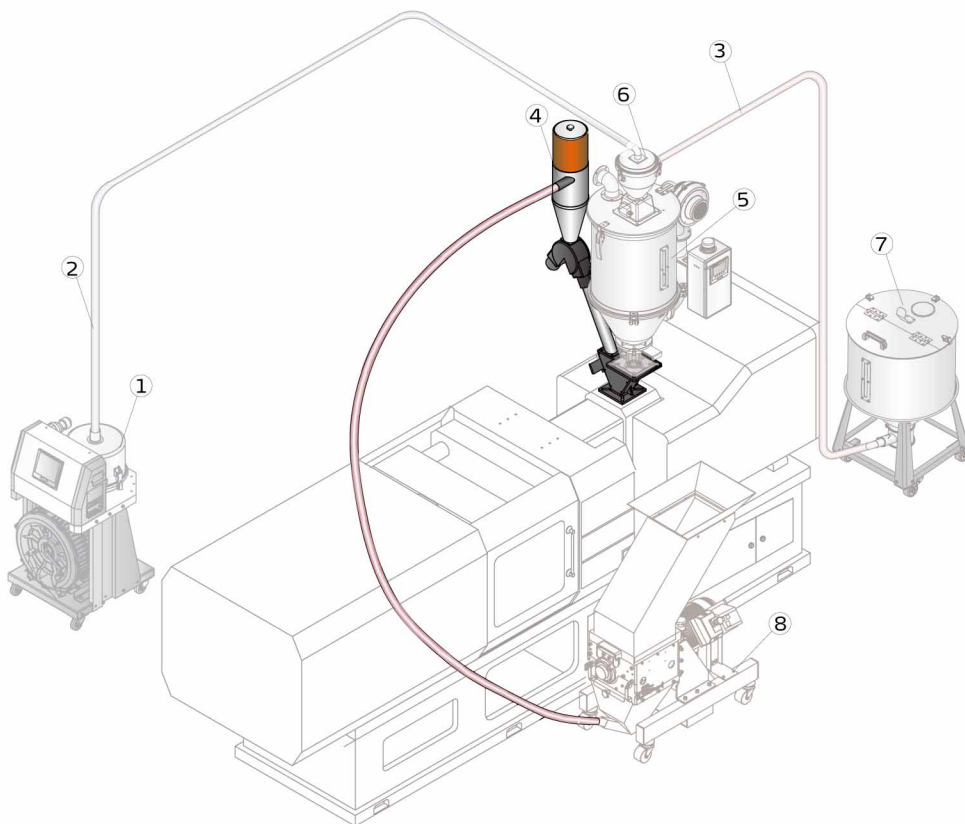
- **Regrind Conveying Via Blower & Cyclone (PC type)**

This device utilizes loading blower to convey regrind into the cyclone dust collector to separate the regrind from the air and then the regrind will fall into the material storage hopper.



- **30-Sec Instant Recycling System- VR Type**

The 30-sec. instant recycling system utilizes the high-pressure blower to blow the regrinds in the material storage tank to the proportional mixer and reuse the regrinds after mixing, so that the sprues will not have physical properties and color changes due to oxidation and humidification, thus improving the products quality.

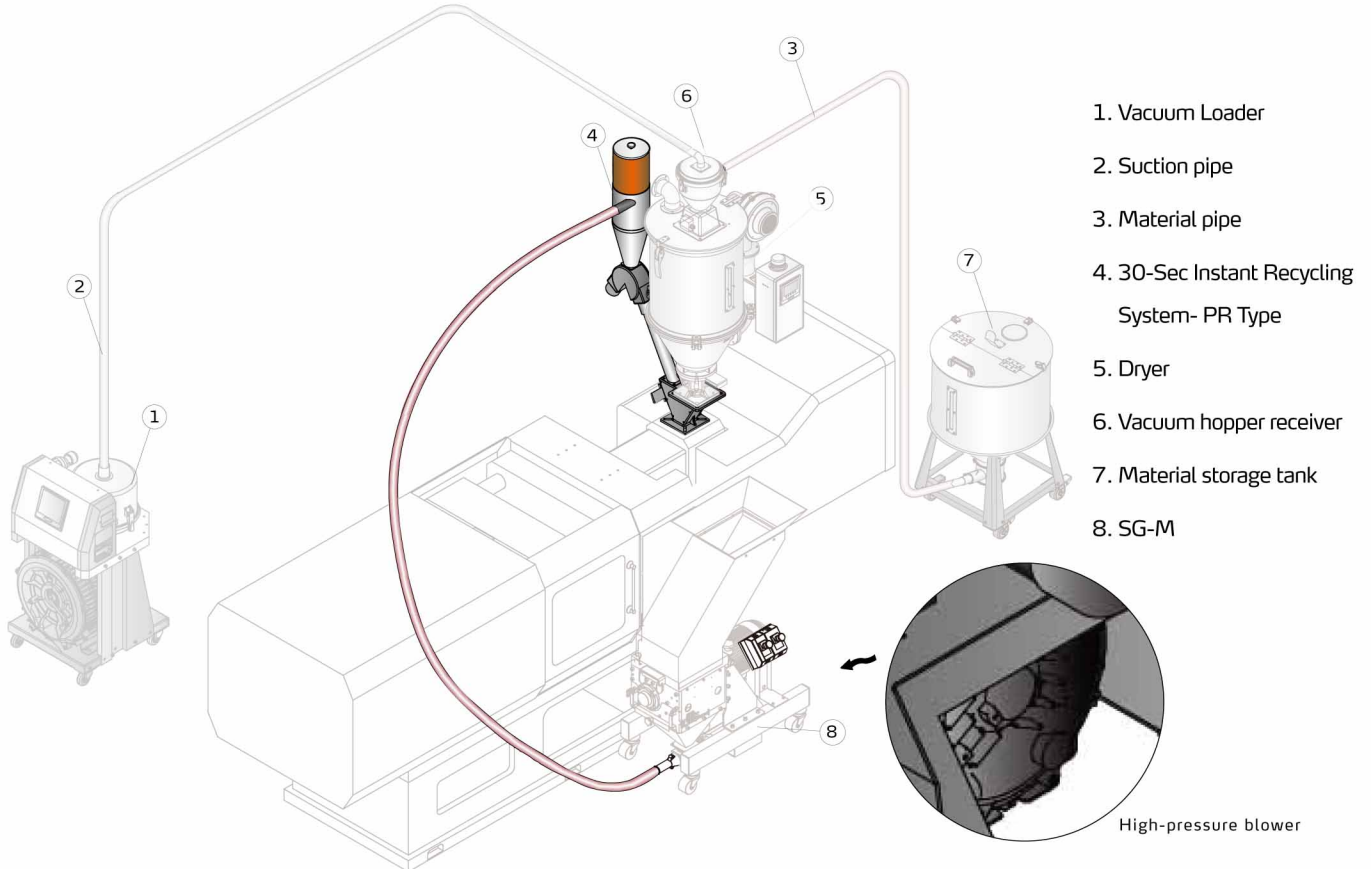


1. Vacuum Loader
2. Suction pipe
3. Material pipe
4. 30-Sec Instant Recycling System- VR Type
5. Dryer
6. Vacuum hopper receiver
7. Material storage tank
8. SG-M

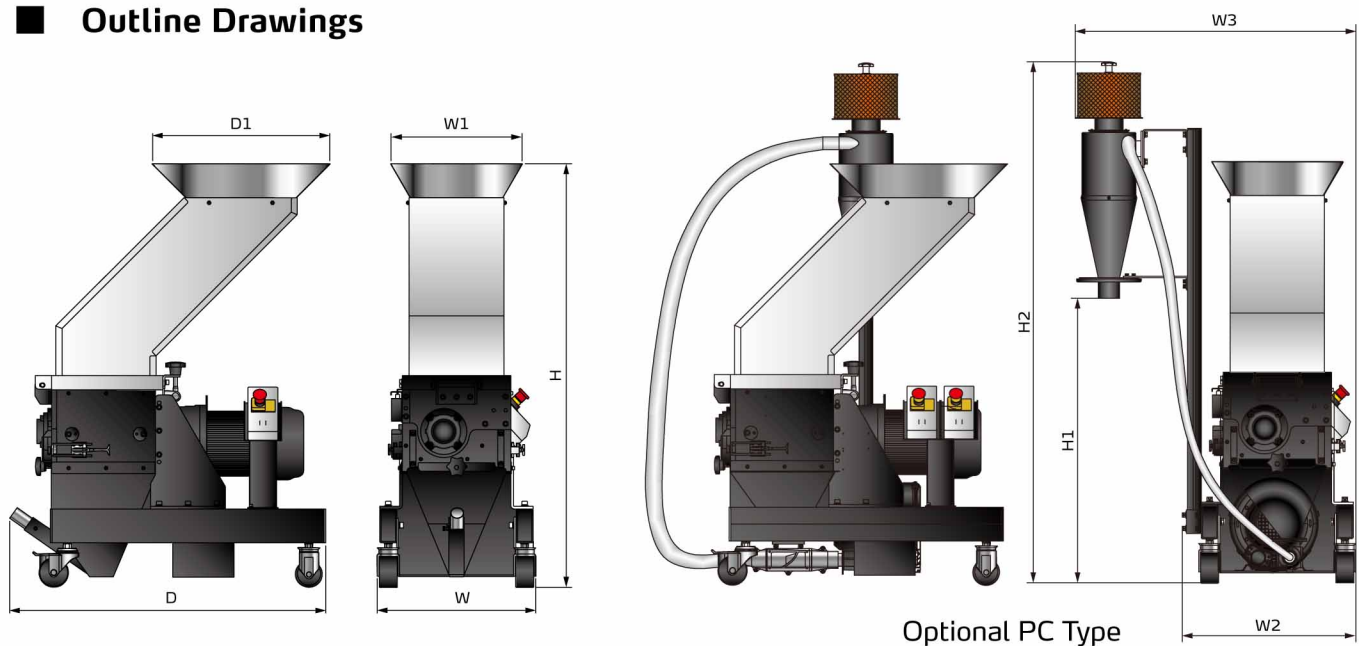
SG-M Series

● 30-Sec Instant Recycling System- PR Type

The 30-sec. instant recycling system utilizes the high-pressure blower to blow the regrinds in the material storage tank to the proportional mixer and reuse the regrinds after mixing, so that the sprues will not have physical properties and color changes due to oxidation and humidification, thus improving the products quality.



■ Outline Drawings



■ Specifications

Model		SG-M18	SG-M29	SG-M43
Motor Power (kW, 50/60Hz)		1.5	2.2	3.7
Rotating Speed (rpm, 50/60Hz)		150	150	150
Material of Teeth Cutters		Cr12MoV	Cr12MoV	Cr12MoV
Number of Fixed Blades		2×1	2×1	2×1
Number of Rotating Blades		3×6	3×10	3×15
Cutting Chamber (mm)		200 x 180	200 x 290	200 x 430
Max. Throughput Capacity (kg/hr)		25	40	60
Noise Level dB(A)		85-90	85-90	85-90
Dimensions	H (mm)	1245	1245	1315
	H1(mm)	840	840	840
	H2(mm)	1540	1540	1540
	W(mm)	466	466	466
	W1(mm)	388	388	388
	W2(mm)	514	514	514
	W3(mm)	832	832	832
	D(mm)	820	930	1100
	D1(mm)	412	524	663
Weight(kg)		150	200	230

- 1) Max. capacity of the machine is subject to the size and composition of the material.
- 2) Noise level varies according to different granules and motors.
- 3) To avoid plastic from sticking to the blades, all materials should be crushed at normal temperature.
- 4) Power supply: 3Φ, 230/400/460/575VAC, 50/60Hz.

Shini Group

Addr: No. 23, Minhe St., Shulin Dist.,
New Taipei, Taiwan

Tel: +886 2 2680 9119

Fax: +886 2 2680 9229

Email: shini@shini.com

Factories:

- Taiwan
- Dongguan
- Pinghu
- Ningbo
- Chongqing
- Pune

2023-09-15-04 Copyrights Reserved.

www.shini.com