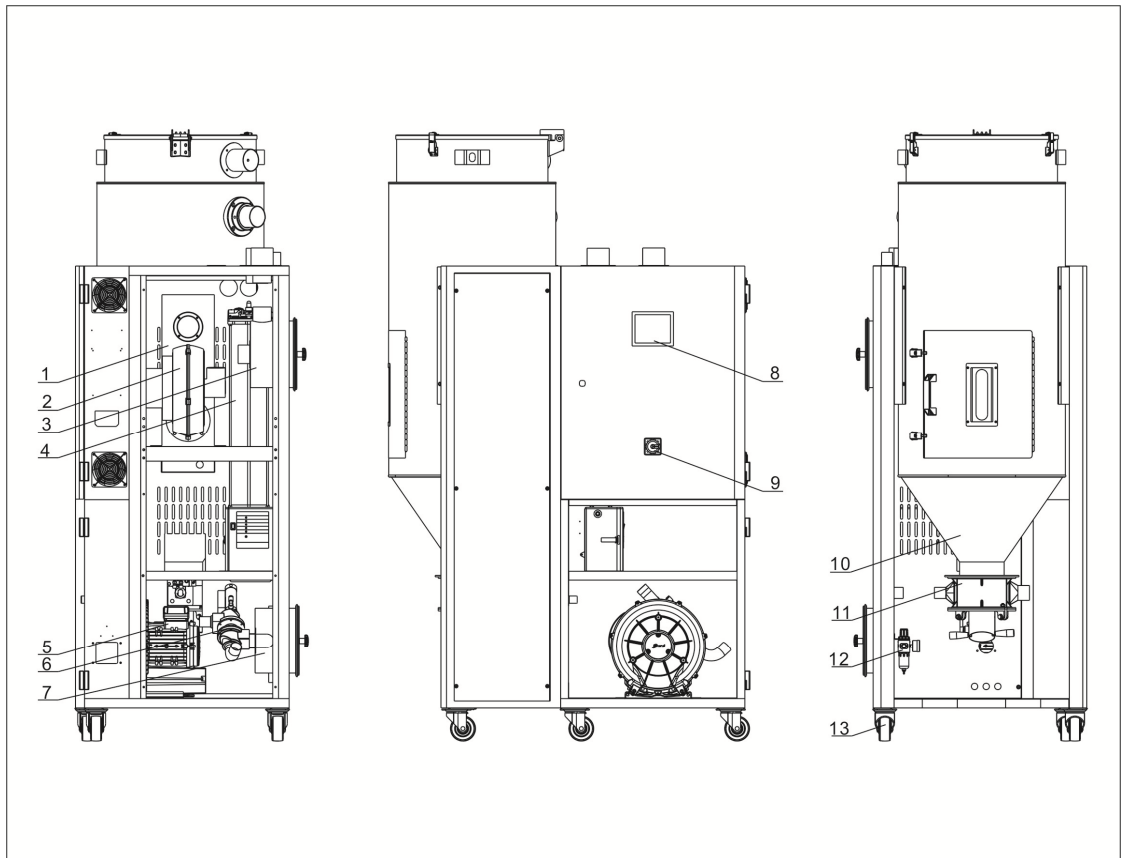
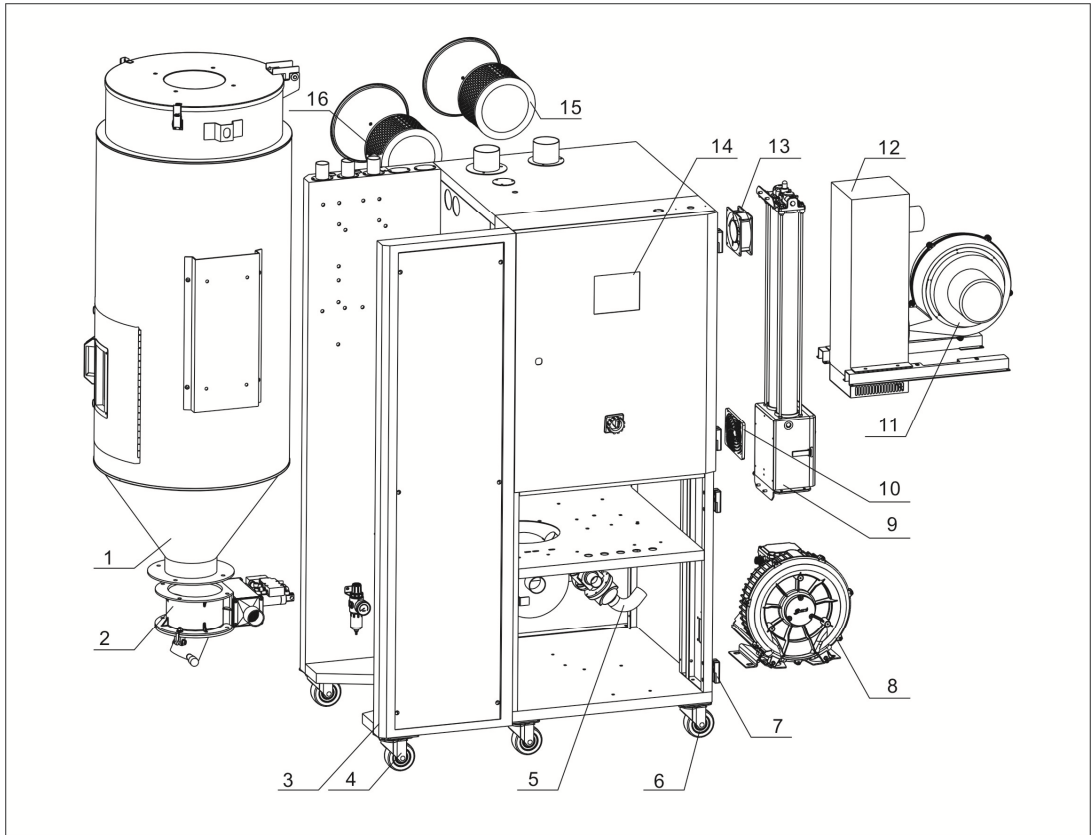


1. System structure



- | | |
|--------------------------------|--|
| 1. Heating case | 2. Drying blower |
| 3. Return air filter | 4. Heatless regeneration air dryer |
| 5. Conveying blower | 6. Three-way valve |
| 7. Conveying filter | 8. Control panel |
| 9. Main power switch | 10. Heat preservation hopper |
| 11. Shut-off valve suction box | 12. Filter & pressure regulating valve |
| 13. Castor | |

2. Assembly Drawing(SDL-40U~230U-HD)



Remarks: Please refer to material list 3 for specific explanation of the Arabic numbers in parts drawing.

3. Parts List(SDL-40U~230U-HD)

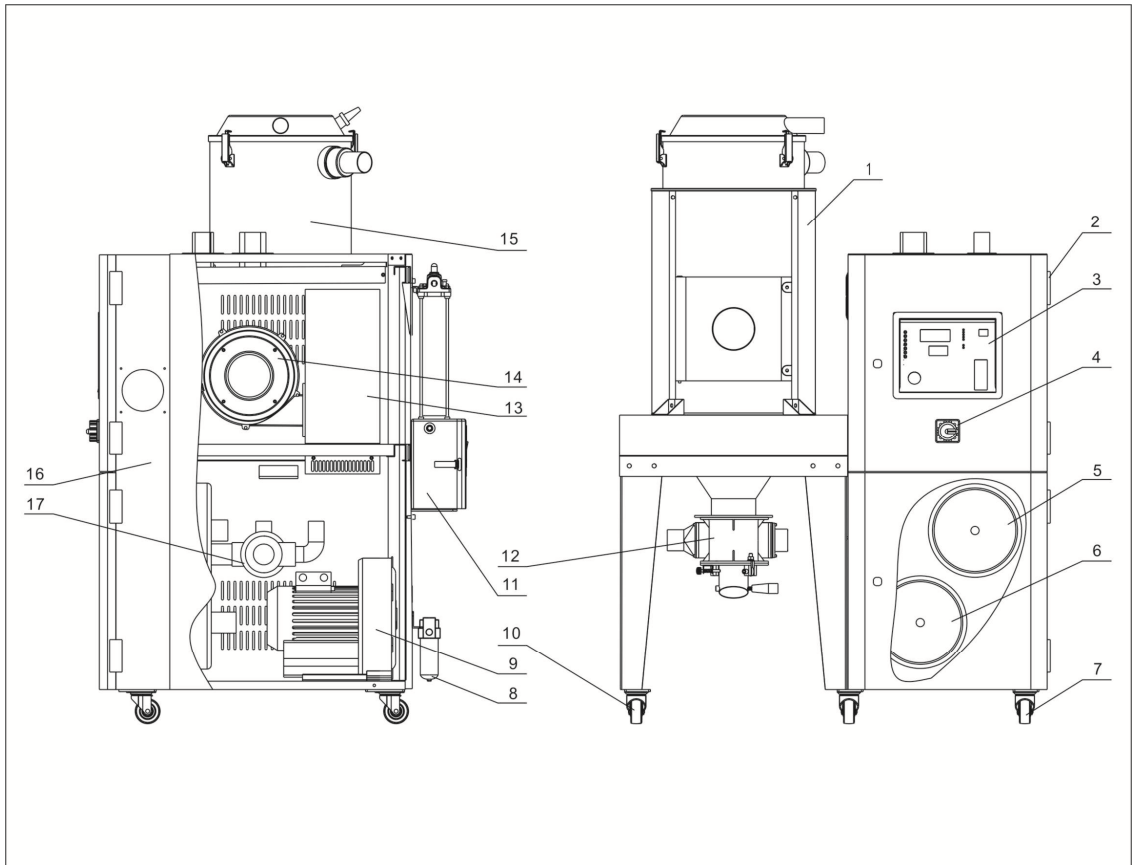
No.	Name	Part No.		
		SDL-40U-HD	SDL-80U-HD	SDL-120U-HD
1	Heat insulated hopper	-	-	-
2	Shut-off valve suction box	BY10203800050	BY10203800050	BY10203800050
3	Rack	-	-	-
4	Black brake castor 3"	YW03000300000	YW03000300000	YW03000300000
5	Three-way valve	-	-	-
6	Movable castor 3"	YW03000300200	YW03000300200	YW03000300200
7	Big hinge CL203-1(Right)	YW06203100200	YW06203100200	YW06203100200
8	Conveying blower*	BM30042000050	BM30042000050	BM30042000050
9	Heatless regeneration dryer *	BY90106600050	BY90106600050	BY90206600050
10	Anti-dust screen	YR40120300000	YR40120300000	YR40120300000
11	Drying blower *	BM40025300850	BM40338000850	BM40338000850
12	Heating case	-	-	-
13	Exhaust fan **	YM60121200400	YM60121200400	YM60121200400
14	Controller	YE80878500300	YE80878500300	YE80878500300
15	Circulation filter **	YR50708000200	YR50708000200	YR50708000200
16	Conveying filter **	YR50708000100	YR50708000100	YR50708000100
No.	Name	Part No.		
		SDL-160U-HD	SDL-230U-HD	
1	Heat insulated hopper	-	-	
2	Shut-off valve suction box	BY10203800050	BY10163800250	
3	Rack	-	-	
4	Black brake castor 3"	YW03000300000	YW03000300000	
5	Three-way valve	-	-	
6	Movable castor 3"	YW03000300200	YW03000300200	
7	Big hinge CL203-1(Right)	YW06203100200	YW06203100200	
8	Conveying blower*	BM30042000050	BM30042000050	
9	Heatless regeneration dryer *	BY90206600050	BY90035600050	
10	Anti-dust screen	YR40120300000	YR40120300000	
11	Drying blower *	BM40000450850	BM40000450850	
12	Heating case	-	-	
13	Exhaust fan **	YM60121200400	YM60121200400	
14	Controller	YE80878500300	YE80878500300	
15	Circulation filter **	YR50708000200	YR50708000200	
16	Conveying filter **	YR50708000100	YR50708000100	

* means possible broken parts.

** means easy broken part. and spare backup is suggested.

Please confirm the version of manual before placing the purchase order to guarantee that the item number of the spare part is in accordance with the real object.

4. Assembly Drawing (SDL-300U~1200U-HD)



Remarks: Please refer to material list 5 for specific explanation of the Arabic numbers in parts drawing.

5. Parts List (SDL-300U~1200U-HD)

No.	Name	Part No.	
		SDL-300U-HD	SDL-450U-HD
1	Heat insulated hopper	BY10030000550	BY10045000050
2	Door butt	YW06203100200	YW06203100200
3	Plastic panel	YR40000400400	YR40000400400
4	Main power switch	YE10200300000	YE10200300000
5	Conveying filter **	YR50203000000	YR50203000000
6	Return air filter	YR50708000100	YR50181100000
7	Black brake castor 3"	YW03000300000	YW03000300000
8	Filter & pressure regulating valve	YE30200020000	YE30200020000
9	Conveying blower*	BM30042000050	BM30042000050
10	Movable castor 3"	YW03000300200	YW03000300200
11	Heatless regeneration dryer *	BY90035600050	YE90112100000
12	Shut-off valve suction box	BY10163800250	BY10163800250

13	Pipe heater**(400V)	BH70301200150	BH70451200250
	Pipe heater **(460V)	BH70124600010	BH70124600010
14	Drying blower*(400V)	BM40538000850	BM40538000850
	Drying blower *(460V)	BM40000503750	BM40000503750
15	Copper silencer	YW80000400300	YW80000400300
16	Control box	BH35030000050	BH35030000050
17	Three-way valve	BY20001500050	BY20001500050

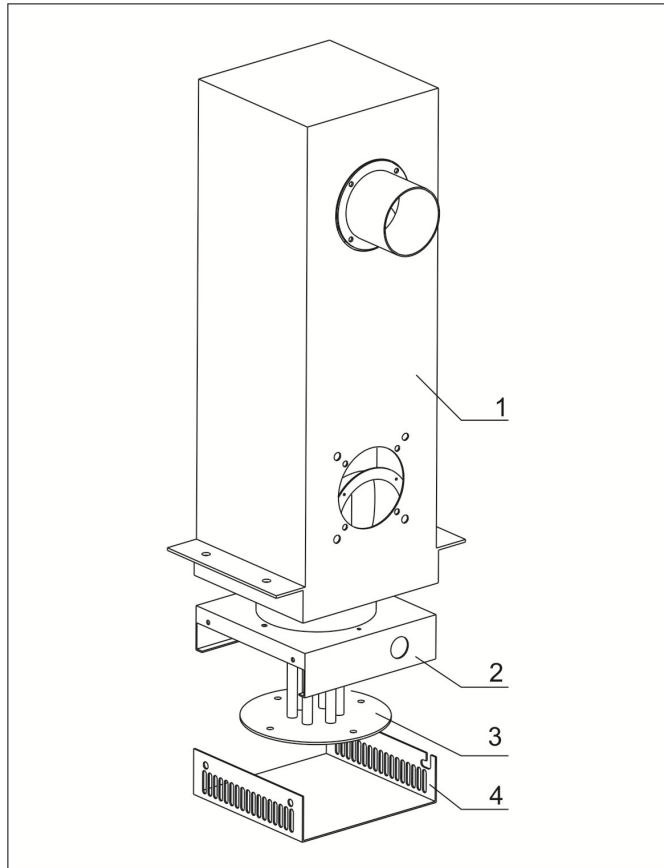
No.	Name	Part No.			
		SDL-600U-HD	SDL-750U-HD	SDL-900U-HD	SDL-1200U-HD
1	Heat insulated hopper	BY10016000150	-	-	-
2	Door butt	YW06203100200	-	-	-
3	Plastic panel	YR40000400400	-	-	-
4	Main power switch	YE10200300000	-	-	-
5	Conveying filter **	YR50241400000	-	-	-
6	Return air filter	YR50181100000	-	-	-
7	Black brake castor 3"	YW03000400000	-	-	-
8	Filter & pressure regulating valve	YE30200020000	-	-	-
9	Conveying blower*	BM30042000050	-	-	-
10	Movable castor 3"	YW03000400200	-	-	-
11	Heatless regeneration dryer *	YE90112100000	-	-	-
12	Shut-off valve suction box	BY10163800250	-	-	-
13	Pipe heater**	BH70601800250	-	-	-
14	Drying blower*	BM30055000250	-	-	-
15	Copper silencer	YW80000400300	-	-	-
16	Control box	BH35060000050	-	-	-
17	Three-way valve	BY20001500050	-	-	-

* means possible broken parts.

** means easy broken part. and spare backup is suggested.

Please confirm the version of manual before placing the purchase order to guarantee that the item number of the spare part is in accordance with the real object.

6. Heater Case



Remarks: Please refer to material list 7 for specific explanation of the Arabic numbers in parts drawing.

7. Heater case Parts List

No.	Name	Part No.		
		SDL-40U-HD	SDL-80U-HD	SDL-120U-HD
1	Heating chamber's outer housing	-	-	-
2	Hot-air pipe	-	-	-
3	Pipe heater *	BH70400300350	BH70123900150	BH70123900150
4	Heating case cover	-	-	-
No.	Name	Part No.		
		SDL-160U-HD	SDL-230U-HD	SDL-300U-HD
1	Heating chamber's outer housing	-	-	-
2	Hot-air pipe	-	-	-
3	Pipe heater *	BH70230600250	BH70230600250	BH70301200150
4	Heating case cover	-	-	-

No.	Name	Part No.		
		SDL-450U-HD	SDL-600U-HD	SDL-750U-HD
1	Heating chamber's outer housing	-	-	-
2	Hot-air pipe	-	-	-
3	Pipe heater *	BH70451200250	BH70601800250	BH70601800250
4	Heating case cover	-	-	-
No.	Name	Part No.		
		SDL-900U-HD	SDL-1200U-HD	
1	Heating chamber's outer housing	-	-	
2	Hot-air pipe	-	-	
3	Pipe heater *	BH70601800250	BH70122400050	
4	Heating case cover	-	-	

* means possible broken parts.

** means easy broken part. and spare backup is suggested.

Please confirm the version of manual before placing the purchase order to guarantee that the item number of the spare part is in accordance with the real object.