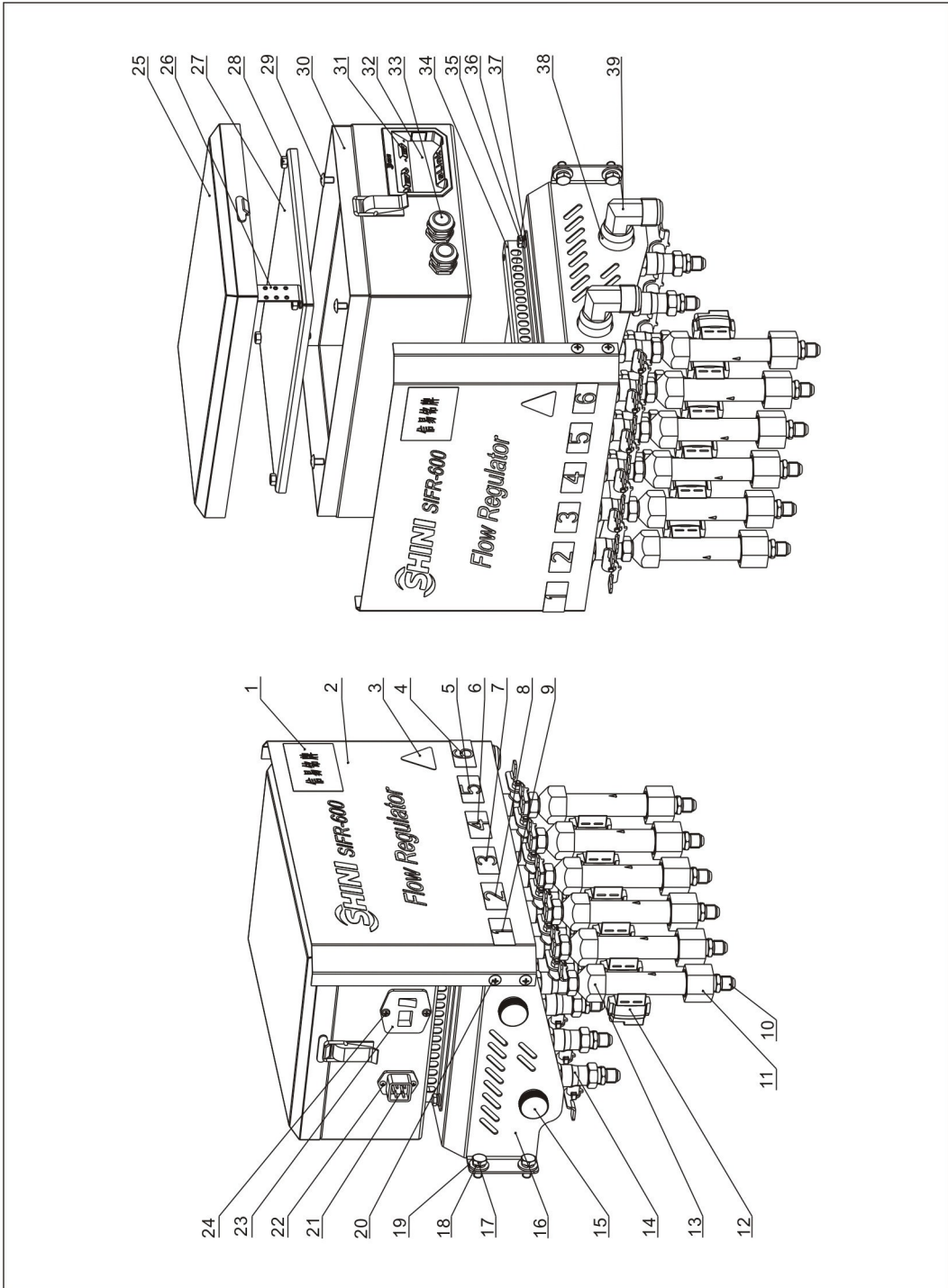


1. Structure Drawing (SIFR-600)



Remarks: Please refer to material list 2 for specific explanation of the Arabic numbers in parts drawing.

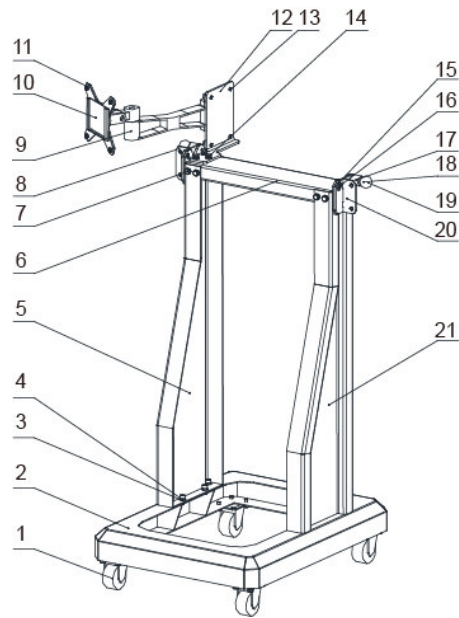
2. Parts List (SIFR-600)

No.	Name	Part No.	No.	Name	Part No.
1	Aluminum plate label	YP30438000000	21	Heavy duty connector	YE68000500000
2	Bracket baffle	-	22	Cross socket head cap screw M3x6	YW63030600000
3	Be careful for the high temp. surface!	YP30429000000	23	Switch + power plug-in	YE15111300000
4	Number tag 6	YP31010000600	24	Cross socket head cap screw M4x6	YW63040600000
5	Number tag 5	YP31010000500	25	Connection box cover	
6	Number tag 4	YP31010000400	26	Grounding copper bar	
7	Number tag 3	YP31010000300	27	Electrical bottom plate	
8	Number tag 2	YP31010000200	28	Hexagon nut M6	YW64000600300
9	Number tag 1	YP31010000100	29	Cross recessed raised countersunk head screw M6x10	YW62061000000
10	Teflon connector	-	30	Connection box	
11	3/4"G female thread x 3/8" PT female thread	-	31	RS485 interface board	YE90048501200
12	Flow sensor component	YE15011800100	32	Shell RS485	YR40048500000
13	3/4"G female thread x 3/8" PT male thread	-	33	Copper nickel plated cable head	YE67201500200
14	Butterfly handle copper ball valve	YW50030800900	34	Connection box bracket	-
15	M18 hexagon locknut	-	35	Hexagon screw bolt M6x10	YW60061000000
16	Bracket	-	36	Standard spring washer 6	YW65060000000
17	Hexagon screw bolt M8x16	YW60081600100	37	Flat gasket A 6	YW66061300000
18	Standard spring washer 8	YW65008000100	38	6-in 6-out water regulator	
19	Flat gasket 8	YW66081900000	39	3/4PT convert to 3/4H connector L	YW04030400000
20	Cross recessed raised countersunk head screw M5x10	YW62051000100			

* means possible broken parts. ** means easy broken part. and spare backup is suggested.

Please confirm the version of manual before placing the purchase order to guarantee that the item number of the spare part is in accordance with the real object.

3. Mounting Frame Structure Drawing



Remarks: Please refer to material list 4 for specific explanation of the Arabic numbers in parts drawing.

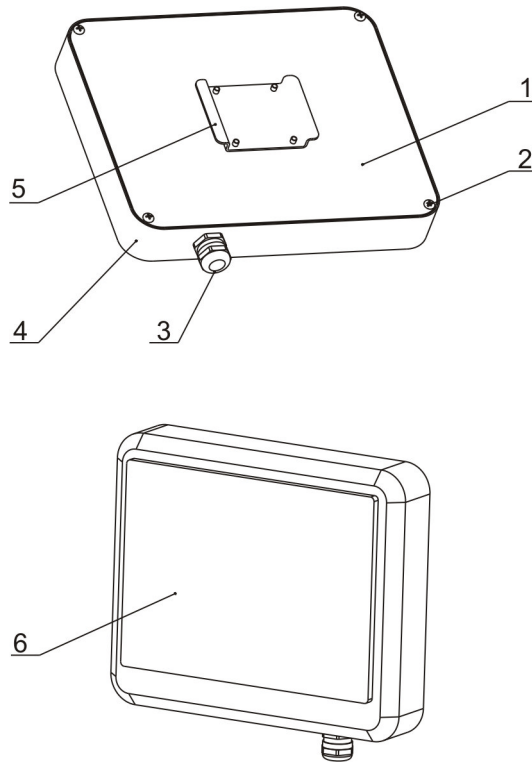
4. Mounting Frame Parts List

No.	Name	Part No.	No.	Name	Part No.
1	Castor	YW03000200000	12	Rotating bracket mounting plate	
2	Mounting frame base		13	Inner hexagon cylinder screw M6x12	YW61061200000
3	Flat washer A grade 6	YW66061300000	14	Hexagon bolt M6x16	YW60061500100
4	Standard spring washer 6	YW65060000000	15	Big gasket A grade	YW66061800000
5	Mounting frame left side plate		16	Large cross socket flat head screw M5x10	YW62051000100
6	Mounting frame upper crossbeam		17	Spring M10	
7	Hexagon bolt M6x12	YW60061000000	18	Bolt rod	
8	Left limit plate		19	Knob handle SG-36	YW30003600100
9	NB rotating bracket	YR90052400000	20	Right limit plate	
10	Touch panel mounting plate		21	Right side plate of mounting frame	
11	Lock nut M5	YW64000500000			

* means possible broken parts. ** means easy broken part. and spare backup is suggested.

Please confirm the version of manual before placing the purchase order to guarantee that the item number of the spare part is in accordance with the real object.

5. Touch Panel Structure Drawing



Remarks: Please refer to material list 6 for specific explanation of the Arabic numbers in parts drawing.

6. Touch Panel Parts List

No.	Name	Part No.
1	Touch panel cover	-
2	Cross socket pan head screw M4x6	YW63040600000
3	Copper nickelplate cable lock	YE67201500100
4	Touch panel box	-
5	Touch panel box mounting plate	-
6	Touch panel GXU3512	YE80351200100

* means possible broken parts. ** means easy broken part. and spare backup is suggested.

Please confirm the version of manual before placing the purchase order to guarantee that the item number of the spare part is in accordance with the real object.