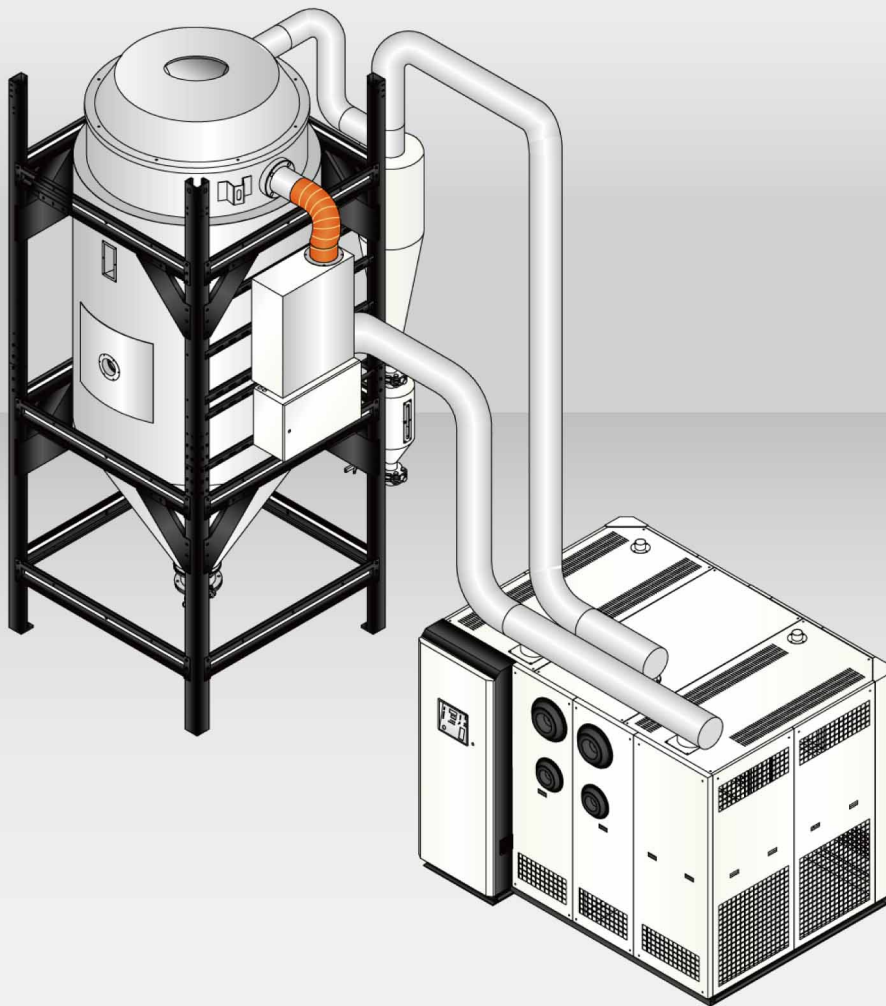


Modular Drying and Dehumidifying



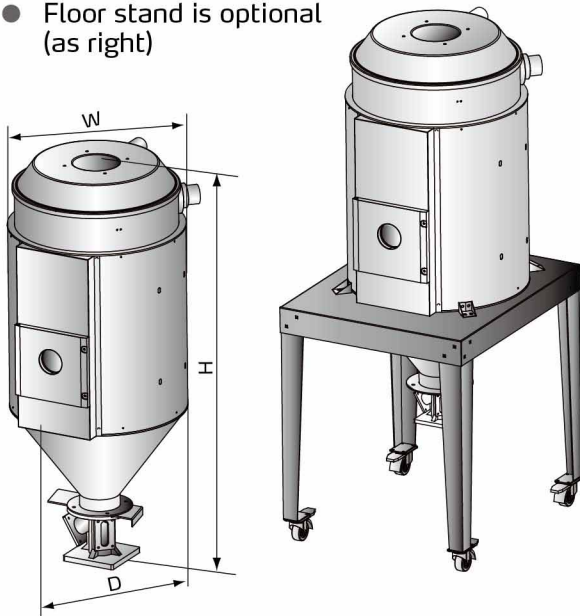
Refer carefully to this manual before operation.

Modular Dryer

Insulation Hopper DH-U

DH-750U and Models Below

- Equipped with standard base
- Floor stand is optional (as right)



DH-900~1200U

- Equipped with standard floor stand and magnetic base




Model	Capacity(L)	Air inlet pipe dia.(inch)	Air outlet pipe dia.(inch)	Dimension(H×W×D)
DH-20U	20	2	1.5	790×328×328
DH-40U	40			917×396×396
DH-80U	80	2.5	2	1080×476×510
DH-120U	120			1340×476×510
DH-160U	160	3	2.5	1352×576×610
DH-230U	230			1632×576×610
DH-300U	300			1582×697×745
DH-450U	450	4	3	1987×697×745
DH-600U	600			2113×916×950
DH-750U	750			2373×916×950
DH-900U	900	4	4	2760×1145×1145
DH-1200U	1200			2990×1145×1145

Power: 3Φ, 400VAC, 50Hz

DH-1500U and Models Above

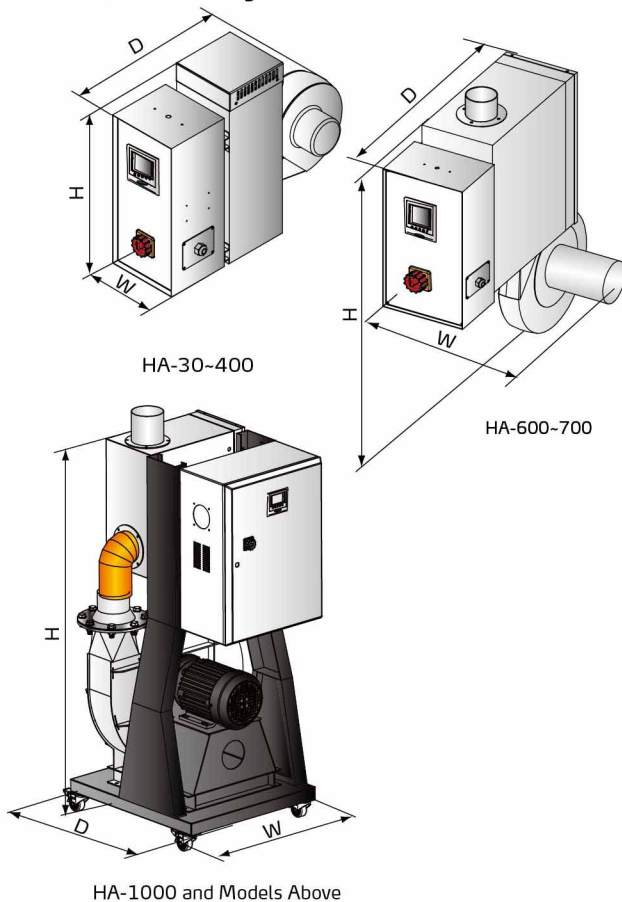
- Equipped with standard floor stand and manual butterfly valve
- For models that are optional with maintenance ladder, add "ML" at the end of the model code (as right)
For models that are optional with process heater, add "PH" at the end of the model code (as right)



Model	Capacity (L)	Air inlet pipe dia. (inch)	Air outlet pipe dia. (inch)	Process heater Power*(kW)	Dimension (H×W×D)
DH-1500U	1500	5	5	32	3470×1306×1306
DH-2000U	2000				3870×1306×1306
DH-2500U	2500	6	6	58	4000×1466×1466
DH-3000U	3000				4400×1466×1466
DH-3500U	3500				4800×1466×1466
DH-4000U	4000	8	8	64	4568×1680×1680
DH-5000U	5000				5168×1680×1680
DH-6000U	6000			96	4920×1880×1880
DH-7000U	7000				5840×1890×1890
DH-8000U	8000	10	10	128	6441×1912×1912

Notes: 1) Power: 3Φ, 400VAC, 50Hz
2) "*" stands for optional

Hot Air Dryer HA



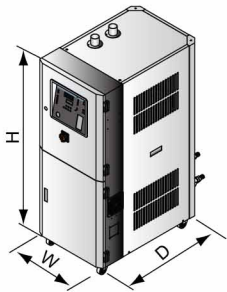
Model	Blower power (kW)	Process heater power (kW)	Heating box air outlet pipe dia. (inch)	Dimension (H×W×D)
HA-30	0.05	2.2	2	437×284×558
HA-40	0.12	3	2	437×334×608
HA-60	0.12	3.9	2.5	505×334×669
HA-100	0.12	6	3	613×347×725
HA-200	0.18	12	3	755×363×817
HA-400	0.55	18	4	645×442×975
HA-600	0.55	24	4	1029×410×1111
HA-700	1.1	24	4	1091×427×1188
HA-1000	3.7	32	5	1650×815×930
HA-1500	5.5	58	6	2010×780×1000
HA-2000	7.5	64	6/8*	2290×990×1000
HA-2500	11	80	8	2376×940×1040
HA-3000	15	96	8	2376×994×1040
HA-3500	18.5	96	8	2376×994×1050
HA-4000	22	128	10	2560×1105×1050

Notes: 1) Power: 3Φ, 400VAC, 50Hz
2) "*" stands for dia. of DH-3500U is 6", dia. of DH-4000U is 8"

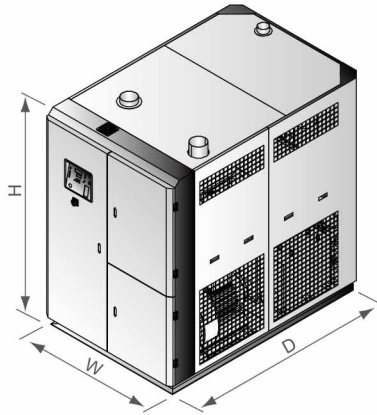
Modular Dryer

■ Honeycomb Dehumidifier SD-H

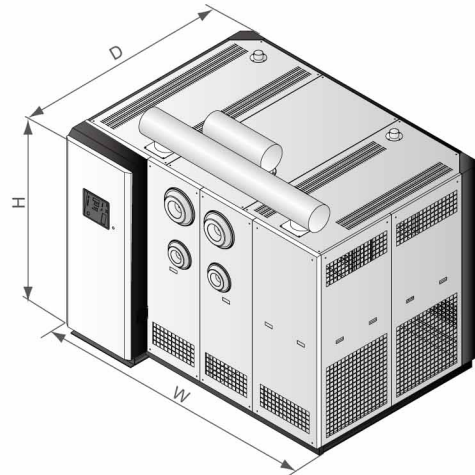
- For models that are equipped with optional process heater temperature controller, add "C" at model behind.
- For models that are equipped with optional process heater and temperature controller, add "PHC" at model behind.



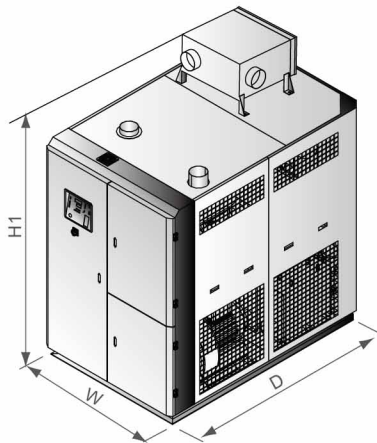
SD-40H-700H-C(PHC)



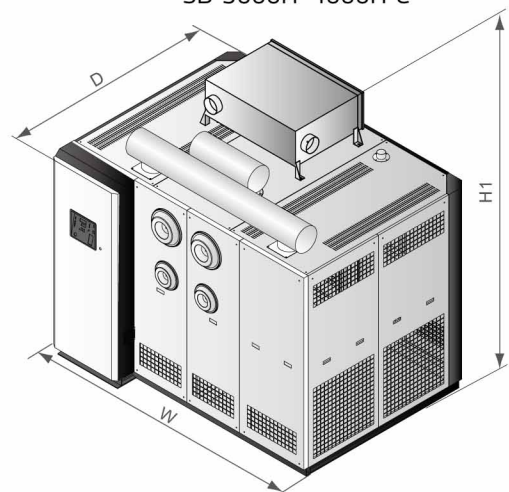
SD-1000H-2000H-C



SD-3000H-4000H-C



SD-1000H-2000H-PHC



SD-3000H-4000H-PHC

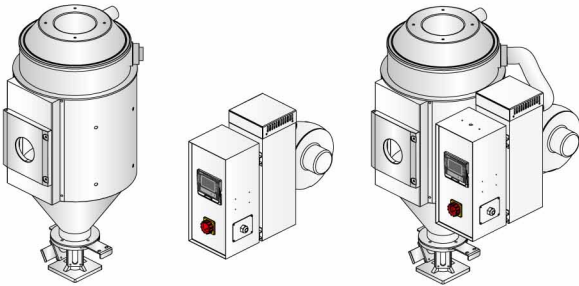
■ Specifications

Model	SD-	40H	100H	200H	400H	700H	1000H	1500H	2000H	3000H	4000H
Dryign Air Quantity (m ³ /hr,50/60Hz)		40/50	100/120	200/220	400/450	700/780	1000/1150	1500/1750	2000/2300	3000/3400	4000/4500
Pipe Dia. (inch)		2	2	2.5	3	4	5	6	8	8	12
Dimension											
H/H1(mm)		1260	1360	1560	1745	1935	2145/2505	2060/2490	2060/2490	2240/2670	2060/2535
W(mm)		510	530	660	700	900	1300	1410	1410	2035	2750
D(mm)		860	820	1050	1255	1380	1550	2150	2150	2150	2150

Power: 3Φ, 230/400/460/575VAC, 50/60Hz

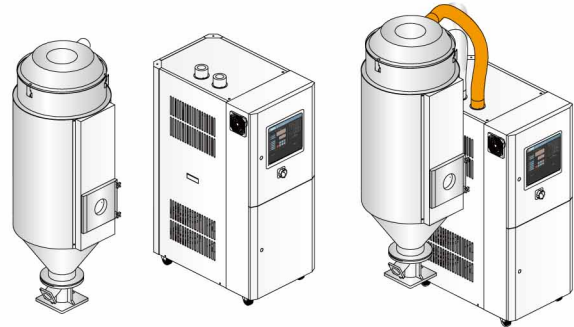
■ Modularization Combination

Modular Hot-air Dryer



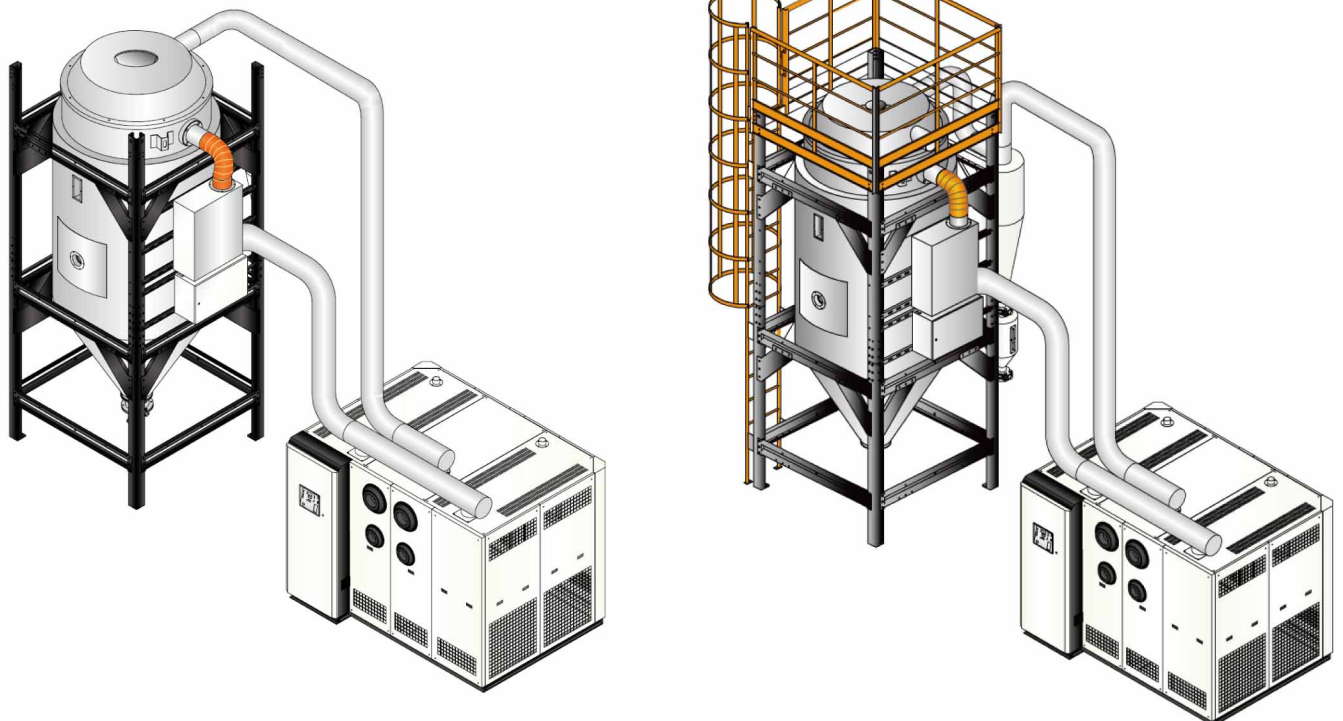
HA series consists of 22 kinds of hot air dryers whose drying air volume are 30~4000 m³/hr. By being flexibly combined with insulation hopper DH-U of different capacities, HA can become hopper dryers which have the same function with hopper dryer SHD-U.

Modular Dehumidifying Dryer



By flexible combination in all size of hoppers and dehumidifiers, SD-PHC (with heater and controller) can become dehumidifying dryers which have the same function as SDD (with optional floor stand).

Dehumidifying Dryers System



The dehumidifying dryers system consists of Honeycomb Dehumidifier SD-H-C and Hopper Dryer DH-U-PH. It includes the floor stand version or customized platform version. If there is too much dust contaminate the raw material, cyclone dust-collector ACF can be selected.

Modular Dryer

Model Selection Guide

Model	DH-20U	DH-40U	DH-80U	DH-120U	DH-160U	DH-230U	DH-300U	DH-450U	DH-600U	DH-750U
HA-30	✓									
HA-40		✓								
HA-60			✓	✓						
HA-100					✓	✓				
HA-200							✓	✓		
HA-400									✓	✓

Model	DH-900U	DH-1200U	DH-1500U	DH-2000U	DH-2500U	DH-3000U	DH-3500U	DH-4000U	DH-5000U	DH-6000U	DH-7000U	DH-8000U
HA-600	✓											
HA-700		✓										
HA-1000			✓	✓								
HA-1500					✓	✓						
HA-2000							✓	✓				
HA-2500									✓			
HA-3000										✓		
HA-3500											✓	
HA-4000												✓

Model	DH-20U	DH-40U	DH-80U	DH-120U	DH-160U	DH-230U	DH-300U	DH-450U	DH-600U	DH-750U
SD-40H-PHC	✓	✓	✓							
SD-100H-PHC				✓	✓	✓				
SD-200H-PHC							✓	✓		
SD-400H-PHC									✓	✓

Model	DH-900U	DH-1200U	DH-1500U	DH-2000U	DH-2500U	DH-3000U	DH-3500U	DH-4000U	DH-5000U	DH-6000U	DH-7000U	DH-8000U
SD-700H-PHC	✓	✓										
SD-1000H-PHC			✓	✓								
SD-1500H-PHC					✓	✓	✓					
SD-2000H-PHC								✓	✓			
SD-3000H-PHC										✓	✓	
SD-4000H-PHC												✓

Notes:

1) Power: 3 Φ , 400VAC, 50Hz

2) For models that are optional with process heater temperature controller, add "C" at the end of the model cold.

3) For models that are optional with process heater and temperature controller, add "PHC" at the end of the model cold.

Smart Modular Dehumidifying Dryer

MHD-U

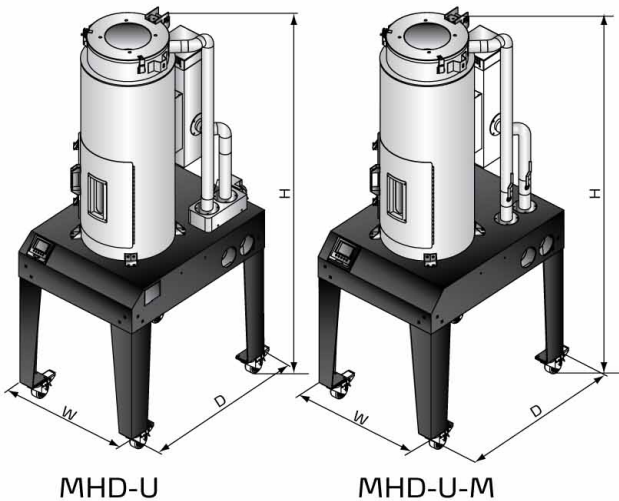
- Via an inverter, it can timely offer required air flow to achieve rational use of energy.
- Specific air flow processing management can achieve high efficient drying operation.
- Modularized assembly way is convenient for installation of additional modular hopper dryer.
- It's of simple operation management system; adopt P.I.D temperature control.
- With auto detecting and adjustment of air flow to minimize consumption.
- Work with Smart Modular Dehumidifier SD-H-SM.



MHD-U-M

- Quantitative airflow control, and real time offering required airflow to reach rational use of energy.
- Modularized assembly way is convenient for installation of additional modular hopper dryer.
- It's of simple operation management system; adopt P.I.D temperature control.
- Simple manual adjusting device of airflow saves energy.
- Work with Dehumidifier SD-H.

Outline Drawings



Specifications

Parameter Table of Modular Hopper Dryer

Model	Hopper Capacity (L)	Heater Power (kW)	Dimension (H × W × D)	Weight (kg)
MHD-20U(-M)	20	2.2	1253×550×801	40
MHD-40U(-M)	40	3.0	1348×550×801	70
MHD-80U(-M)	80	3.9	1865×632×860	85
MHD-120U(-M)	120	3.9	1795×632×860	90
MHD-160U(-M)	160	6	2180×632×860	105
MHD-230U(-M)	230	6	2175×732×1000	120
MHD-300U(-M)	300	12	2003×853×1120	130
MHD-450U(-M)	450	12	2414×853×1120	160
MHD-600U(-M)	600	18	3036×853×1120	200

Notes: 1) Power supply: 3Φ, 230/400/460/525VAC, 50/60Hz
2) "M" manual adjusting of airflow

Combinations of Smart Modular Dehumidifier and Modular Hopper Dryer

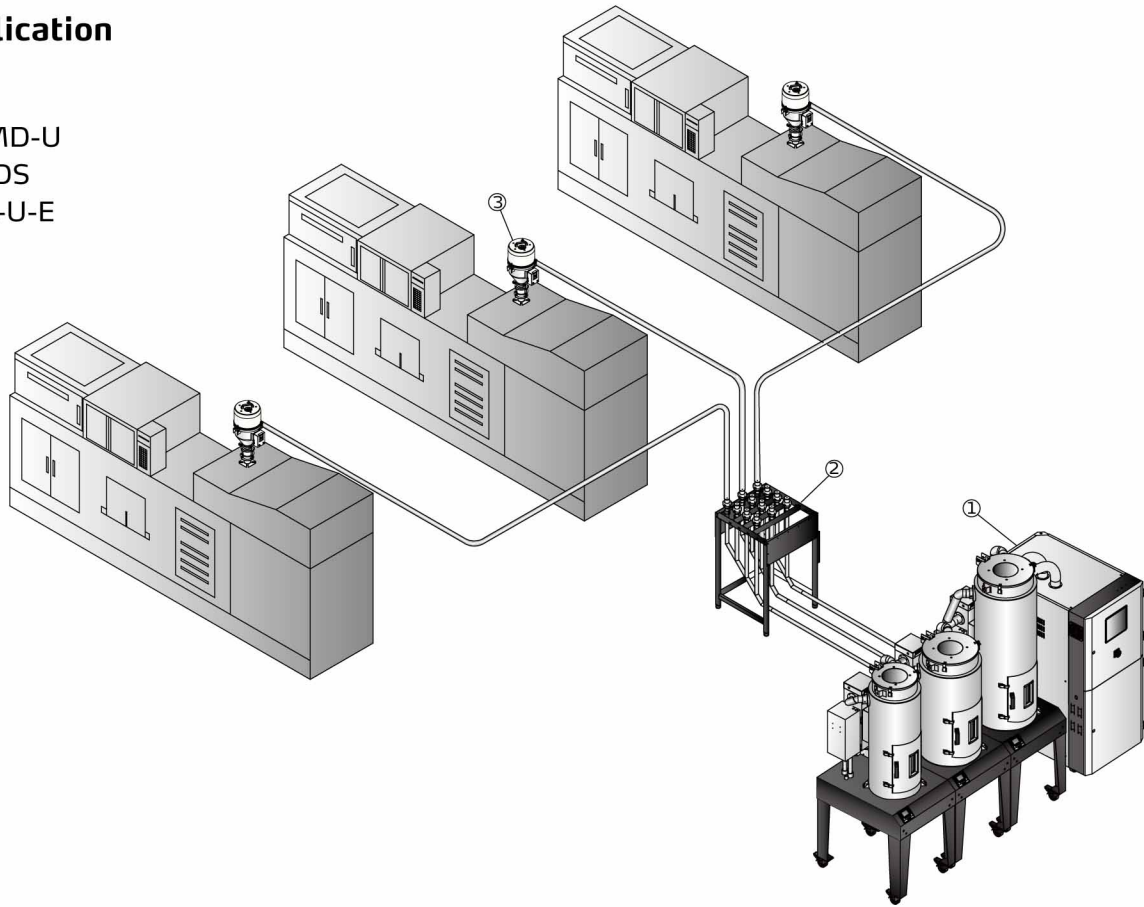
Model	Process Airflow (m ³ /hr)	Max. Hopper Capacity (L)	Dimension (H × W × D)	MHD -20U	MHD -40U	MHD -80U	MHD -120U	MHD -160U	MHD -230U	MHD -300U	MHD -450U	MHD -600U
SD-120H-SM*	120	160	1360 × 530 × 820	✓	✓							
SD-200H-SM**	200	300	1560 × 660 × 1050			✓	✓	✓				
SD-400H-SM**	400	600	1745 × 700 × 1255						✓	✓		
SD-700H-SM***	700	1050	1935 × 900 × 1380								✓	✓

- Notes: 1) The combination should be based on the configuration table. Combinations of "one-to-one" and "one-to-more" are optional. In addition, the total capacity of all machines should not be larger than the largest capacity of the assembly. If there are any other configuration requirements, we are available for customization.
- 2) "*" stands for the collocation with SM8, SM4, "***" stands for it only can work with SM4, The instruction of collocation is only for the models in the Table. If there're other requirements for the configuration, the customization is available.
- 3) SD-H+MHD-U-M also could refer to above collocation.

Modular Dryer

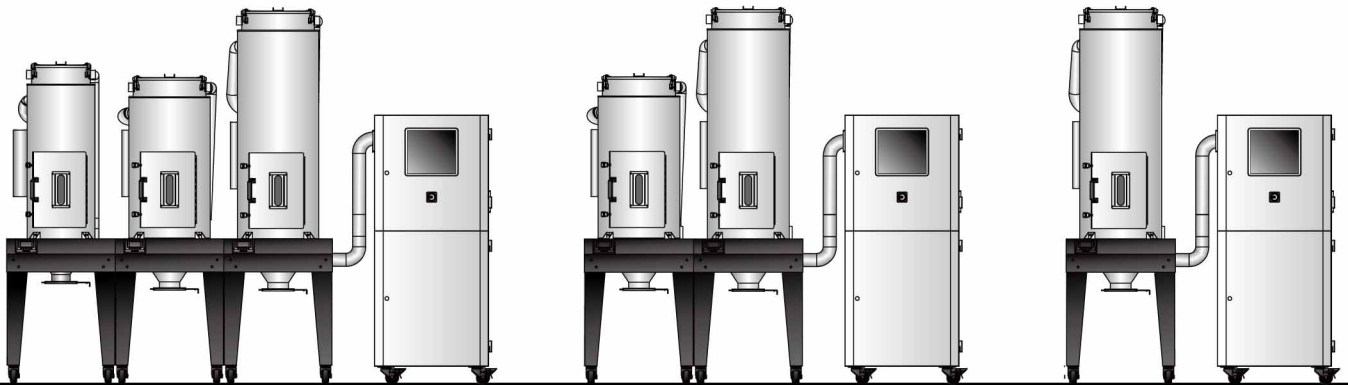
Application

- 1.SSMD-U
- 2.SMDS
- 3.SAL-U-E



Assembly Mode

Smart modular dryer adopts modular structure. Detachable floor stand is convenient for moving and extension at any time. It also can be combined by one dehumidifier and several drying hoppers.



Shini Group

Addr.: No. 23, Minhe St., Shulin Dist., New Taipei, Taiwan

Tel: +886 2 2680 9119

FAx: +886 2 2680 9229

Email: shini@shini.com