



Energy-efficient Hopper Dryer

SEHD-200

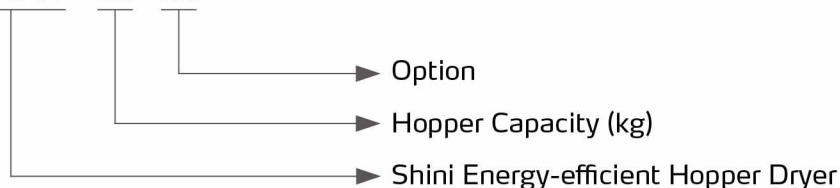


Refer carefully to this manual before operation.

SEHD Series

■ Coding Principle

SEHD - xx - xx



■ Features

Optimal structure

- Down-blowing structure design reduces the difference between inlet air temperature and heater temperature to ensure stable inlet air temperature.
- Adopt heat-insulated blower to prolong blower lifespan.
- The heating tank adopts double-layer insulation structure which not only can reduce the power consumption but also can avoid too high of the ambient temperature.
- All material contact surfaces are made of stainless steel to eliminate material contamination.
- Hopper separated from its base with cleaning door (except SEHD-12&25) for easy cleanliness.



Heat insulation blower



Down-blowing structure design



Cleaning door



Double-layer insulated hopper design



Internal structure

User-friendly design

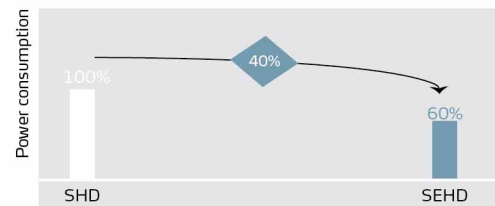
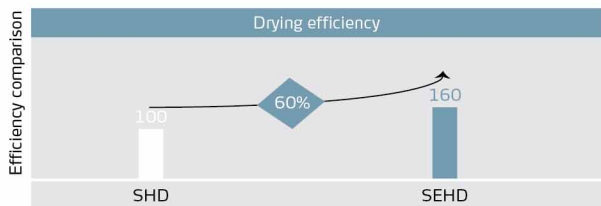
- SEHD-25-150 pipe heater with lead sheet connected and all series are equipped with the temperature protector as to prevent the pipe heater from dry burning.
- With overheat release function, when the drying temperature exceeds the set deviation value, the main power supply will be automatically cut off.
- All series are standard equipped with the one-week timer and intermittent operation function.
- All series are equipped with microcomputer control and RS485 communication interface.
- The max. drying temperature can reach 160°C.



RS485 Communication interface

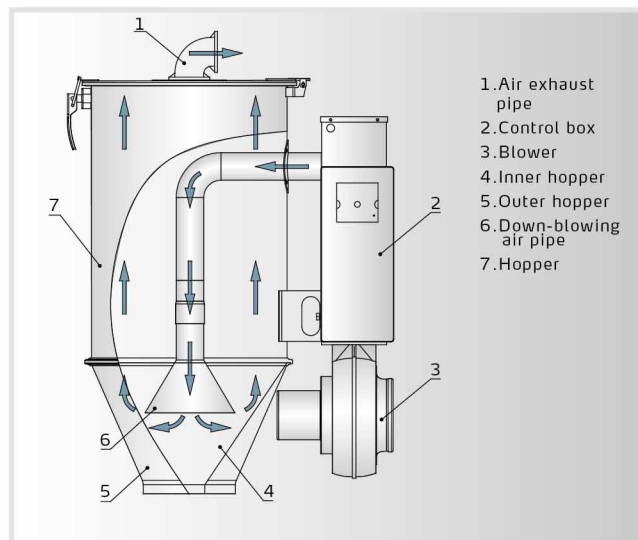
Energy efficient

Compared with the test of standard SHD hopper dryer, the drying effect of SEHD increased by 60% on average, while the power consumption decreased by 40%.



Working Principle

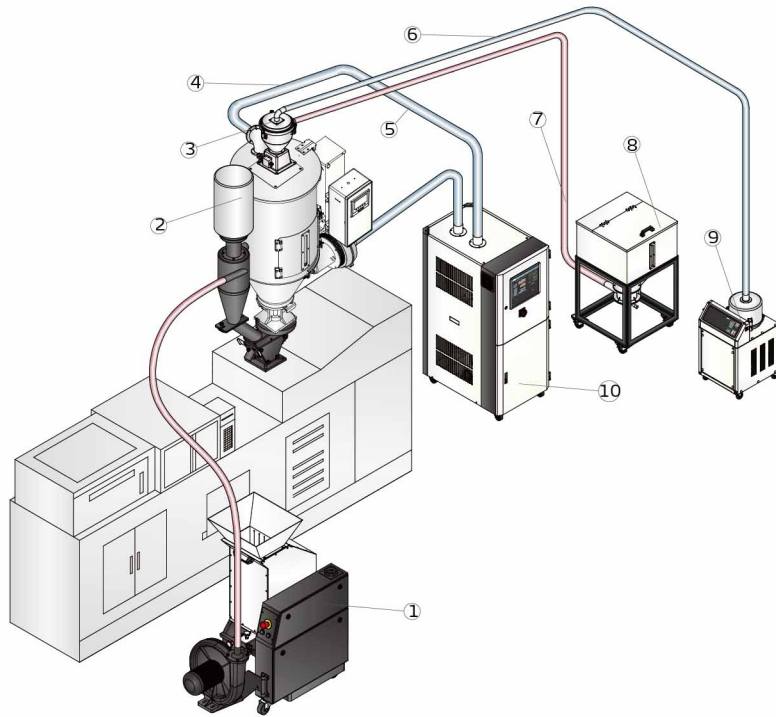
The air blown out by the blower is heated by electric heating to form the high-temperature dry hot air. Through down-blowing air pipe and hopper bell, the hot air can be evenly blown upward from the hopper bottom. The plastic materials absorb the heat in the air, and the drying air temperature gradually decreases, so the temperature of materials at lower part of the drying hopper is higher than that in the upper part. The material enters the drying hopper from the upper part and is excluded from the bottom as



Application

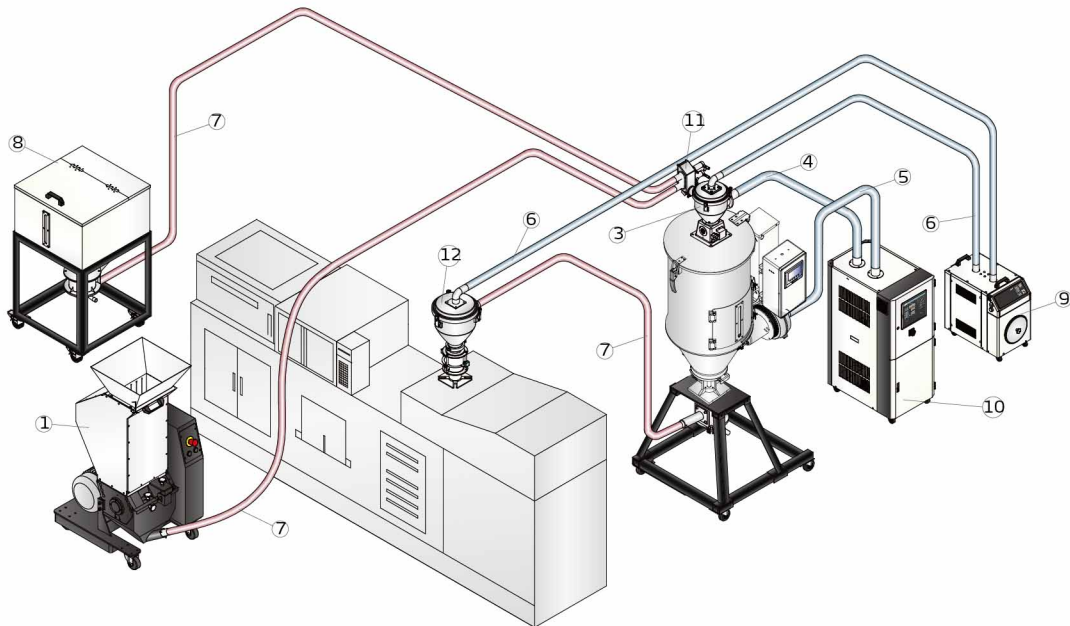
The SEHD energy-efficient hopper dryer can be used for drying most non-hygroscopic materials, such as PS, PP, ABS, etc. The maximum drying temperature can reach 160°C and it also can choose the optional double-layer insulation model to obtain uniform hopper temperature with less heat losses. Besides, multiple components are available as options that can recycle the hot air and filter the iron impurities in the material, which also can be installed on the ground with the floor stand.

SEHD Series



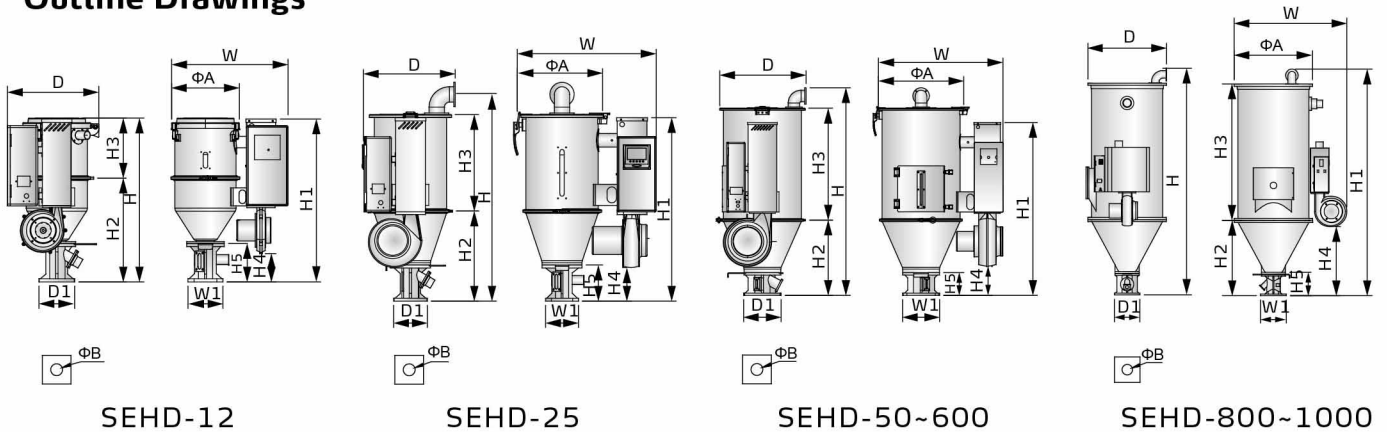
- 1.Low-speed granulator
- 2.30-sec instant recycle
- 3.Vacuum hopper
- 4.Return air
- 5.Dehumidifying air
- 6.Vacuum pipe
- 7.Material pipe
- 8.Material tank
- 9.Auto loader
- 10.Honeycomb dehumidifier
- 11.Proportional valve
- 12.Phtosensor hopper

Direct Mounting (SEHD-300 and below models)



Floor Stand Mounting (SEHD-400 and above models)

Outline Drawings



Specifications

Model	SHD-	12	25	50	75	100	150	200	300	400	500	600	800	1000
Heater (kW)		2.2	3	3.9	4.2	6	6.6	8.4	9.6	18	19.2	21	24	32
Blower (kW)		0.05	0.12	0.12	0.12	0.12	0.12	0.18	0.18	0.55	0.55	0.55	1.1	1.1
Loading Capacity	kg	12	25	50	75	100	150	200	300	400	500	600	800	1000
	lb	26.5	55.1	110.2	165.3	220.5	330.7	441	661.4	881.8	1102.3	1322.8	1763.7	2204.6
H	mm	668	1010	1196	1476	1442	1782	1675	2058	2202	2382	2586	2760	3195
	Inch	26.3	39.8	47	58.1	56.8	70.2	65.9	81	86.7	93.8	101.8	108.7	125.8
H1	mm	668	754	939	939	1201	1201	1363	1363	1618	1618	1618	2300	2530
	Inch	26.3	29.7	37	37	47.3	47.3	53.7	53.7	63.7	63.7	63.7	90.6	99.6
H2	mm	430	404	452	452	523	523	617	617	844	844	844	1013	1013
	Inch	16.9	15.9	17.8	17.8	20.6	20.6	24.3	24.3	33.2	33.2	33.2	39.9	39.9
H3	mm	265	454	609	890	778	1118	820	1203	1120	1300	1504	1550	1970
	Inch	10.4	17.9	24	35	30.6	44	32.3	47.4	44.1	51.2	59.2	61	77.6
H4	mm	70	138	184	184	201	201	285	285	546	546	546	550	550
	Inch	2.76	5.4	7.2	7.2	7.9	7.9	11.2	11.2	21.5	21.5	21.5	21.7	21.7
H5	mm	115	150	150	150	158	158	231	231	288	288	288	283	283
	Inch	4.5	5.9	5.9	5.9	6.2	6.2	9.1	9.1	11.3	11.3	11.3	11.1	11.1
W	mm	514	638	709	720	864	864	986	986	1176	1176	1176	1420	1420
	Inch	20.4	25.1	27.9	28.3	34	34	38.8	38.8	46.3	46.3	46.3	55.9	55.9
D	mm	403	430	477	477	600	600	767	767	935	935	935	960	960
	Inch	15.9	16.9	18.8	18.8	23.6	23.6	30.2	30.2	36.8	36.8	36.8	37.8	37.8
D1	mm	130	158	158	158	238	238	218	218	345	345	345	345	345
	Inch	5.1	6.2	6.2	6.2	9.4	9.4	8.6	8.6	13.6	13.6	13.6	13.6	13.6
W1	mm	130	148	148	148	238	238	218	218	345	345	345	345	345
	Inch	5.1	5.8	5.8	5.8	9.4	9.4	8.6	8.6	13.6	13.6	13.6	13.6	13.6
ΦA	mm	299	387	470	470	594	594	750	750	910	910	910	960	960
	Inch	11.8	15.2	18.5	18.5	23.4	23.4	29.5	29.5	35.8	35.8	35.8	37.8	37.8
ΦB	mm	52	55	55	55	90	90	90	90	116	116	116	116	116
	Inch	2.0	2.2	2.2	2.2	3.5	3.5	3.5	3.5	4.1	4.1	4.1	4.1	4.1
Net Weight	kg	35	40	45	75	85	95	100	120	165	170	240	280	300
	lb	77	88	99	165	187	209	220	265	364	375	529	617	661

Notes: 1) Above loading capacity is based on pellet material of 0.65kg/L(5.5lb/gal) in bulk density and 3~5mm(0.1~0.2inch) in diameter.
2) Power: 3Φ, 230/400/460/575VAC, 50/60Hz.

We reserve the right to change specifications without prior notice.

Shini Group

Addr: No. 23, Minhe St., Shulin Dist.,
New Taipei, Taiwan

Tel: +886 2 2680 9119

Fax: +886 2 2680 9229

Email: shini@shini.com

Factories:

- Taiwan
- Dongguan
- Pinghu
- Ningbo
- Chongqing
- Pune

2019-01-15-04 Copyrights Reserved.

www.shini.com