



## Swing-arm Robot

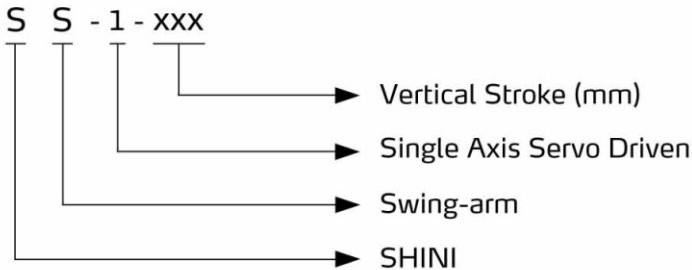
SS1-550



Refer carefully to this manual before operation.

# SS1 Series

## ■ Coding Principle



## ■ Features

### ● Appearance

Designed with elegant appearance; Aluminium profiles are widely used to provide compact and streamlined appearance.

### ● Precision

Arm vertical movement is driven by servo motor which is rapid, low-noise, precise and even runs more stable.

### ● Base Mechanism

Fast mold changing design provides simple method for changing molds. The base is rotatable for 90° by releasing the handle.

### ● Control System

3.2 inch true color LCD and graphical user interface automatically monitor and real time monitoring. Display error messages, easy to operate and ensure the use of safety. Extra extend I/O ports are available for other application. Teach program and setup cycle movements, provide plug and use without modify control system. Flexible and dialogic programming scheme offer 10 standard programs and 18 customized programs.




## ■ Application

The SS1 series robot is designed for rapid and precise removal of sprue and runner from injection molding machine, and place them into granulator for recycling. Simple product removal is applicable with optional vacuum generator and EOAT. Suitable for injection molding machine under 250T clamp force.

## ■ Options



Middle Mold Detector

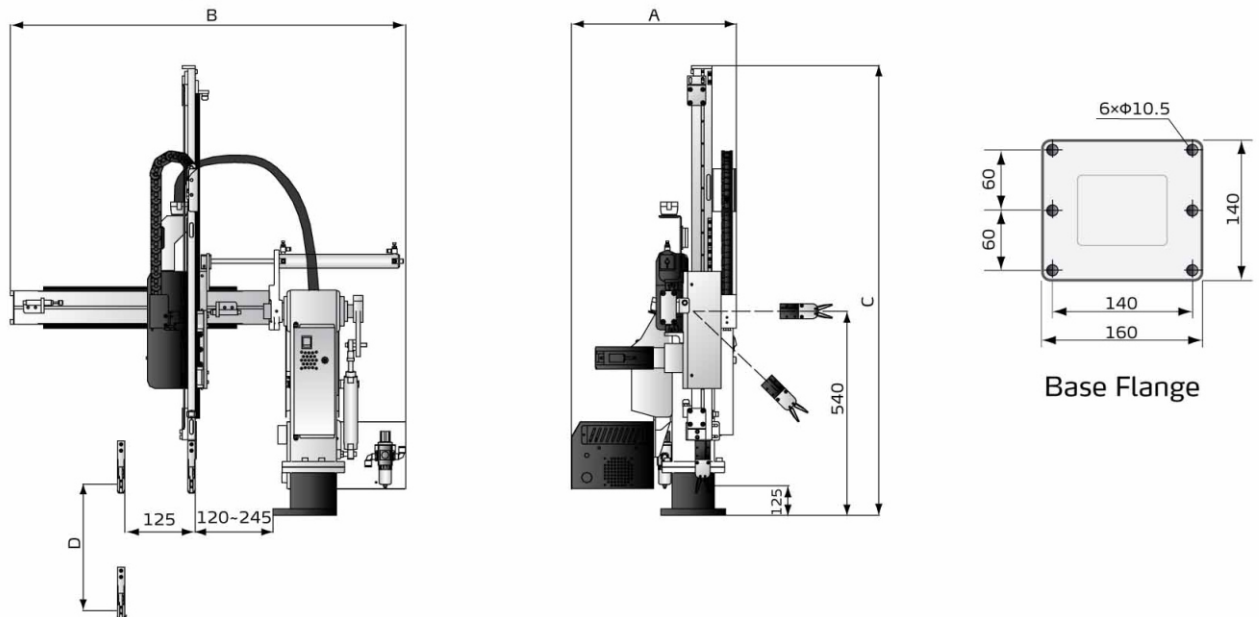


Vacuum Device



Rotate Wrist

## Outline Drawings



## Specifications

Model	SS1-550	SS1-650	SS1-750
IMM (ton)	50~100	100~150	150~250
Crosswise Stroke (mm)	125	125	125
Vertical Stroke (mm)	550	650	750
Max. Load (with tool) (kg)	0.5	0.5	0.5
Min Pick-out Time (sec)	0.8	0.8	0.8
Min Cycle Time (sec)	3.0	3.0	3.0
Air Pressure (bar)	4~6	4~6	4~6
Max Air Consumption (Nl/cycle) *	9	9	9
Weight (kg)	70	70	70
Dimensions (mm)	A	450	450
	B	1060	1060
	C	1250	1350
	D	550	650

Notes: 1). "V" stands for vacuum device.

"M" stands for middle mold detector. (Suitable for three-plate mold.)

"R" stands for claw rotating group

"EM12" stands for EUROMAP 12 communication interface.

"EM67" stands for EUROMAP 67 communication interface.

"N" stands for non-operation side, operation side without "N"

2). Power supply requirement: 1Φ, 100~240V, 50/60Hz.

3). " \* " Max air consumption for vacuum device 30Nl/min.

We reserve the right to change specifications without prior notice.

## Shini Group

Addr: No. 23, Minhe St., Shulin Dist.,  
New Taipei, Taiwan

Tel: +886 2 2680 9119

Fax: +886 2 2680 9229

Email: [shini@shini.com](mailto:shini@shini.com)

### Factories:

- Taiwan
- Dongguan
- Pinghu
- Ningbo
- Chongqing
- Pune

2017-02-15-04 Copyrights Reserved.

[www.shini.com](http://www.shini.com)