

Compressed Air Dryer

SCAD-6U



Refer carefully to this manual before operation.

SCAD-U Series

■ Coding Principle

SCAD -xxU - xx



Notes: *

T=Timer P=For Polished Hopper Inside



SCAD-12U

■ Features

Standard configuration

- P.I.D. temperature controller can reach the accuracy of $\pm 1^{\circ}\text{C}$, the weekly timer is available with SCAD-12U~40U.
- Adopts compressed air to dry plastic materials with good and stable drying effect, and is not influenced by ambient temperature and humidity.
- SCAD-1~6U double-layer thermostable glass tube is easy to observe material level.
- Storage hopper of SCAD-12~40U is made of stainless steel to ensure no material contamination.
- Function of compressed air pressure detection makes a safe and reliable operation.
- Voltage-output type temperature controller collocating with SSR control loop can effectively prolong the lifespan of device.
- Equipped with overheat protection to avoid excessively high drying temperature.
- Equipped with air outlet filter, which is used to filter dried air exhausted to outside.
- Warning light can monitor machine operation.

Accessory option

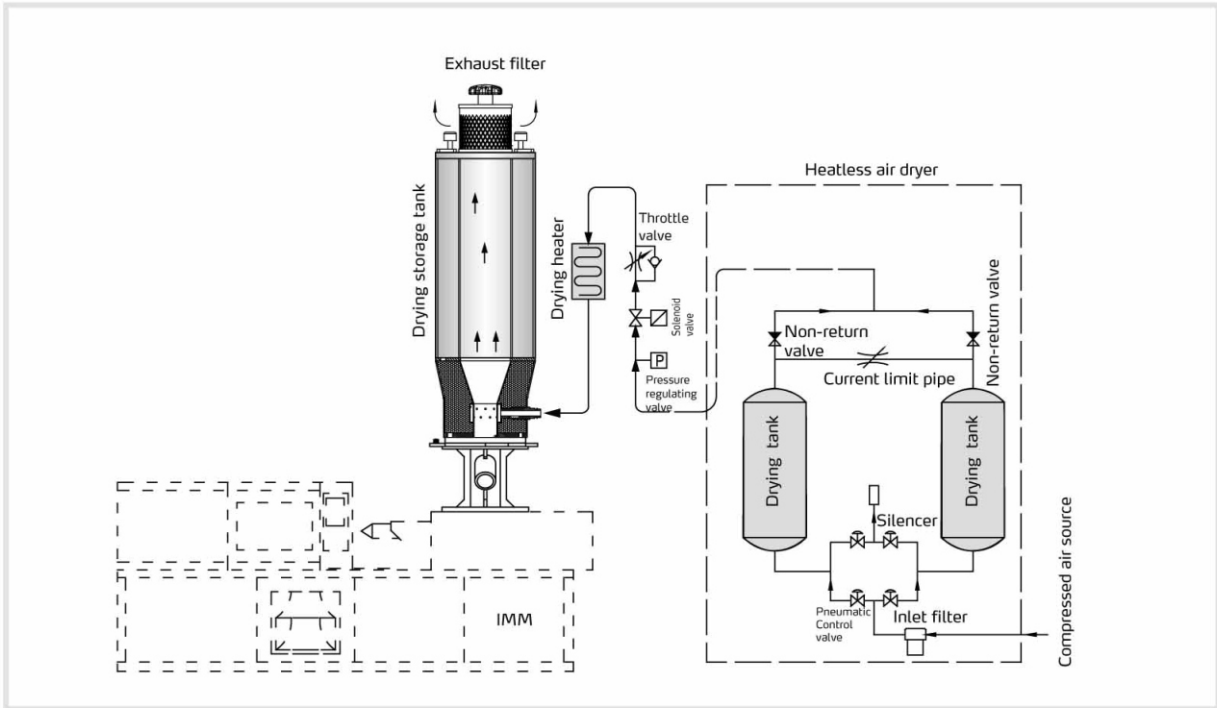
- Optionally equipped with heatless regenerative air dryer, the dew-point temperature can reach -40°C below. It mainly used to dry hygroscopic engineering plastics, and its power consumption is 35% lower than honeycomb dehumidifier.
- SCAD-1~6U can be optionally collocating with venturi loader VL-50 to achieve automatic material feeding; SCAD-12~40U can optionally be collocating with vacuum loader SAL-1U to achieve automatic material feeding.
- 24-hour auto start/stop timer is optional for SCAD-1~6U.



Control Panel

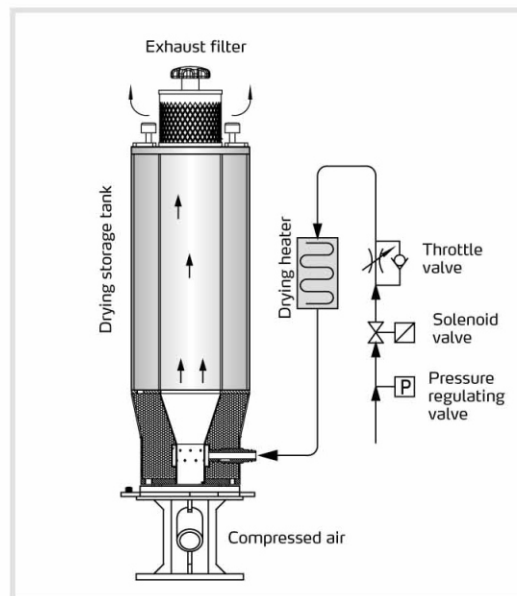
Application

Applicable for small batch drying of commonly-used engineering plastics such as ABS and PS, also suitable for pre-heating treatment before plastics molding.



Working Principle

The working principle is that compressed air flows into heating case after through pressure regulating valve and solenoid valve, and finally exhaust into air. At the same time, the dew-point is reduced. The heated compressed air is blown into the heat-preservation hopper to dry materials, and it exhaust into air through filter to remove water in raw materials.



Working Principle of SCAD-6U and Models Below

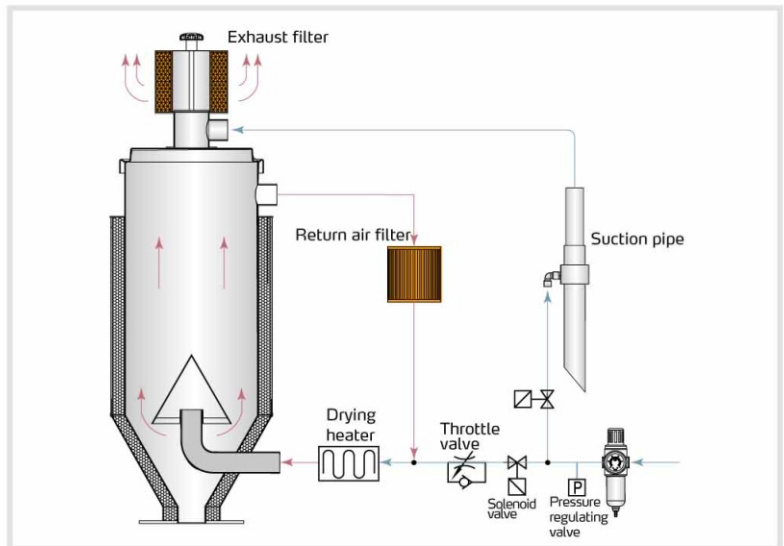
SCAD-U Series

Drying

Under normal operation, high pressure air is blown into heating cabinet via solenoid valve and air diffusing equipment, then into drying hopper to dry up material. Air is discharged through return air filter for recycle.


Loading

Hi-pressure air was controlled by solenoid valve and blown into suction pipe, then accelerating flow of air generates negative pressure to drive material feeding, which draws material into drying hopper. Air is discharged out through filter.



Working Principle of SCAD-12U and Models Above

Options



Heatless Air Dryer HAD

Function

The dew-point of compressed air can reach -40°C under standard atmosphere which meets the requirement of drying materials and molding of plastics.

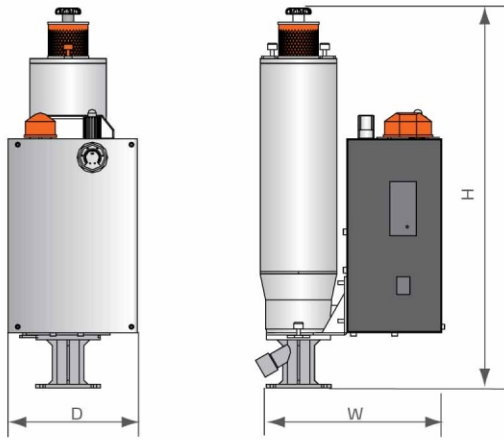
Installation

It can be fixed on the molding machine or column of the foot stand. The air outlet and air inlet of SCAD-U are connected with air pipelines.

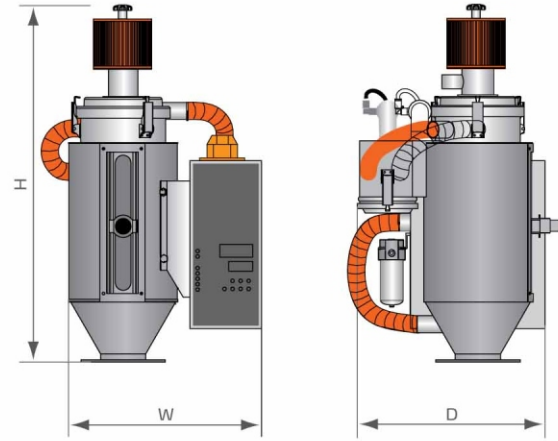
Notes

Please clean up the filter regularly for fear that water or oil enters the drying hopper which damages the molecular sieve and influences the dehumidifying performance.

Outline Drawings



SCAD-6U and Models Below



SCAD-12U and Models Above

Specifications

Model	Drying Temp. max (°C)	Drying Hopper Capacity (L)	Heater Power (W)	Pressure Air		Dimensions (mm) (H × W × D)	Weight (kg)
				Pressure (kgf/cm ²)	Air Consumption (m ³ /hr)		
SCAD-1U	160	1	300	6-10	2.4	650 × 310 × 220	10
SCAD-3U		3			3.0	680 × 320 × 220	13
SCAD-6U		6			3.75	870 × 350 × 220	15
SCAD-12U		12	600		4.25	780 × 430 × 455	25
SCAD-20U		20	600		7	882 × 467 × 460	30
SCAD-40U		40	1,200		14	1273 × 498 × 488	45

Notes: 1) Compressed Air: Oil content $\leq 3\text{mg/m}^3$.
 2) Power supply: 1 Φ , 230VAC, 50Hz / 60Hz.

We reserve the right to change specifications without prior notice.

Shini Group

Addr: No. 23, Minhe St., Shulin Dist.,
New Taipei, Taiwan

Tel: +886 2 2680 9119

Fax: +886 2 2680 9229

Email: shini@shini.com

Factories:

- Taiwan
- Dongguan
- Pinghu
- Ningbo
- Chongqing
- Pune

2017-10-15-04 Copyrights Reserved.

www.shini.com