



"Regular" Series SG-50B

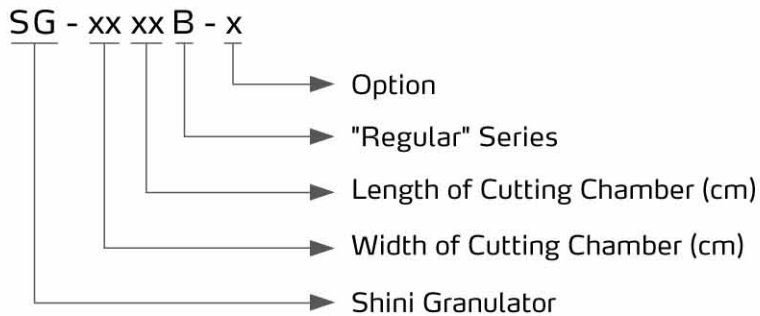
SG-5080B



Refer carefully to this manual before operation.

SG-50B Series

■ Coding Principle



V-Type Cutting Blades

■ Features

- Rotating cutters adopt V-type cutting technology which can send the feeding material into the center of rotating cutters so to prevent the material from adhering onto the inner side of the cutting chamber while enhancing its wearability.
- The cutters are made of imported high quality steel featuring wearability, high rigidity, long service life and reusable after re-sharpening.
- Cutting chamber made of high rigidity material, after processing by CNC machine, has the features like high intensity, super wearability, no contamination, long service life and easy for maintenance and repairing.
- Sound-proof feeding box reduces the noise level in operation, also equips a safety material checking curtain which ensures no material sprinkling during granulating.
- V-type transmission belts help maintain a balanced operation mode, close contact, and also easy to disassemble and repair.
- Both feeding hopper and screen cradle can be opened and closed by the electronic handspike system which ensures safe operation.
- Cooling water device at the rear plate of cutting chamber can effectively cool down the cutting chamber and prevent the inside material from melting up.



Screen and screen bracket



Heavy duty transmission design

■ Application

SG-50B series granulators are applicable to granulate various kinds of plastic materials from injection molding, blow molding or extrusion molding. This series features compact design, easy operation and quick blade replacement. Gradually inclined cutting and integrated power design offers a better cutting effect and a lower noise level.



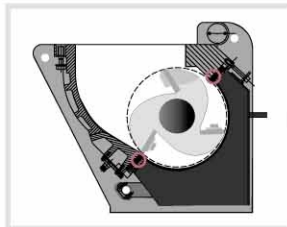
High quality crushing chamber

Different Cutting Angles for Different Materials

When granulating different kinds of plastic wastes, such as plates, frames, die head from injection molding, sprues and pipes, etc, SG-50B series have two kinds of cutting angles for different materials.

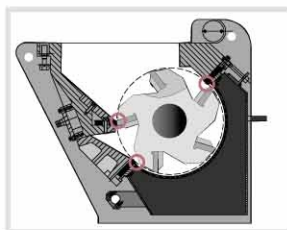
3 Rotating Blades and 2 Fixed Blades (Standard Type)

Two rows of fixed blades model has big inlet space and initially low cutting point. Material can be easily grabbed and cut thus making this rotor/housing combination ideal for the granulation of hollow objects such as bottles, crates and drums as well as large bulky materials.



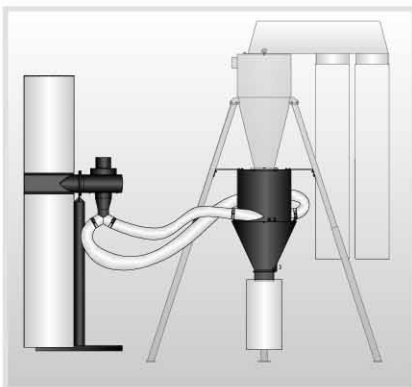
5 Rotating Blades and 3 Fixed Blades

This semi-closed rotor has much smaller spaces between the blade rows thus preventing material from falling into the rotor and 3 fixed blades design which restricts the inlet opening and moves the initial cutting point higher in the machine, there is consequently a less aggressive cutting action meaning no blockage or rotor stall even under the most extreme conditions. These massive, extremely robust rotors are ideally suited for difficult, heavy duty applications such as start-up lumps and head waste, thick walled pipes, heavy sheets etc.



Options

Dust-separating system



Optional dust-separating system to remove the dusts in the material.

Add "DS" at the model behind.

Special Screen



Optional screen mesh sizes includes $\Phi 4$, $\Phi 6$, $\Phi 10$, $\Phi 12$ (mm) which are applicable to different occasions.
Add "SS" at the model behind.

Presetting Knife Jig



Equipped with presetting knife jig, rotating blades can be adjusted in the fixture outside the machine instead of machine inside. It makes blades adjustment must easier.

Add "KAD" at the model behind.

Flywheel



Increase inertia, thereby increasing the cutting ability. At the same time can result in a more balanced force and longer service life.

Add "FW" at the model behind.

SG-50B Series



Separating conveying device

Cyclone dust separator can effectively remove the air from regrind and facilitates the material collecting.

Add "SC" at the model behind.



Belt conveyor

Material feeding for traditional large granulators is quite a difficult matter. They are generally installed at a lower place or a platform must be built for material feeding. Shini has particularly designed the belt conveyor to easily convey the material into the cutting chamber of SG-50B series.

Add "BCF" at the model behind.

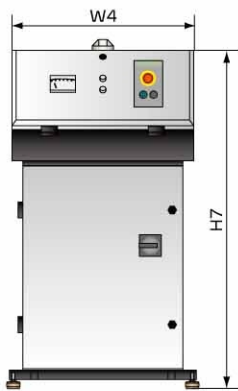
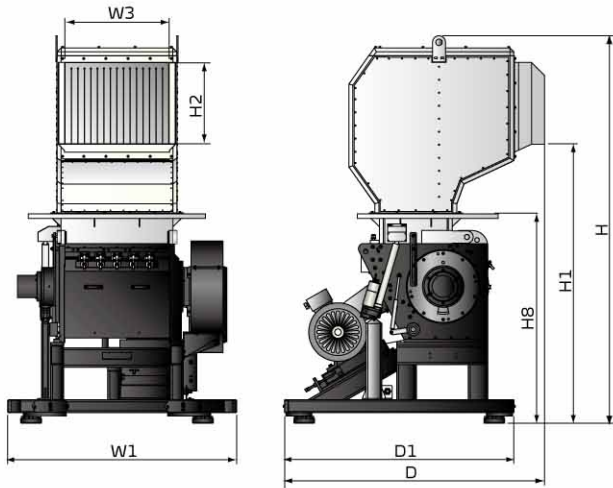


Material Side Feed Pipe

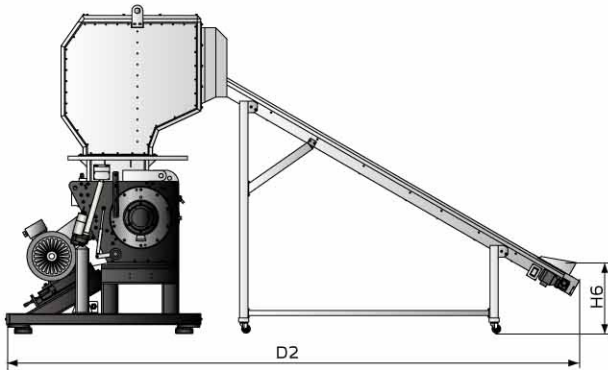
The design of feeding hopper of traditional granulators is not suitable for long pipes and section bars. We have designed material side feed pipe for convenient feeding of long materials.

Add "SF" at the model behind.

Outline Drawings



Control box



Conveyor belt is optional

Specifications

| Model | SG-5080B | SG-50110B | | |
|--|----------|-------------|-------------|-------|
| Motor Power | 37 | 45 | | |
| Rotating Speed (rpm, 50/60Hz) | 525/630 | 525/630 | | |
| Material of Blades | SKD11 | SKD11 | | |
| Quantity of Fixed Blades (Optional) | 2 (3) | 2 (3) | | |
| Quantity of Rotating Blades (Optional) | 3 (5) | 3 (5) | | |
| Cutting Chamber | mm | 500 x 800 | 500 x 1100 | |
| | inch | 19.6 x 31.5 | 19.6 x 43.3 | |
| Max. Output (kg/hr) | 1100 | 1500 | | |
| Noise Level dB(A) | 110~115 | 110~115 | | |
| Cooling Water Device | ✓ | ✓ | | |
| Screen | mm | Φ12 | | |
| | inch | Φ0.47 | | |
| Dimension | H | mm | 2980 | 2980 |
| | | inch | 117.3 | 117.3 |
| | H1 | mm | 2150 | 2150 |
| | | inch | 84.6 | 84.6 |
| | H2 | mm | 620 | 620 |
| | | inch | 24.4 | 24.4 |
| | H6 | mm | 690 | 690 |
| | | inch | 27 | 27 |
| | H7 | mm | 1260 | 1260 |
| | | inch | 49.6 | 49.6 |
| | H8 | mm | 1610 | 1610 |
| | | inch | 63.4 | 63.4 |
| | W1 | mm | 1740 | 2040 |
| | | inch | 68.5 | 80.3 |
| | W3 | mm | 800 | 1100 |
| | | inch | 31.5 | 43.3 |
| | W4 | mm | 700 | 700 |
| | | inch | 27.6 | 27.6 |
| | D | mm | 2000 | 2000 |
| | | inch | 78.7 | 78.7 |
| D1 | mm | 1740 | 1740 | |
| | inch | 68.5 | 68.5 | |
| D2 | mm | 5470 | 5470 | |
| | inch | 215.4 | 215.4 | |
| D3 | mm | 690 | 690 | |
| | inch | 27.2 | 27.2 | |
| Weight | kg | 3800 | 4260 | |
| | lb | 8378 | 9392 | |

Notes: 1) "*" stands for standard configuration.

2) SKD11 is steel grade of Japanese JIS standard.

3) Maximum output is subject to the diameter and material of screen mesh. For granulating frame and shell material, maximum output will be reduced about 50%.

4) Noise level varies with different materials and motor type.

5) Noise level is tested under conditions of 1m/3.3Feet around the machine and 1.6m/5.2Feet from the ground.

6) To avoid platics from sticking to the blades, all materials should be crushed at normal temperature.

7) Power supply: 3Φ, 230/400/460/575VAC, 50/60Hz.

Shini Group

Addr: No. 23, Minhe St., Shulin Dist.,
New Taipei, Taiwan

Tel: +886 2 2680 9119

Fax: +886 2 2680 9229

Email: shini@shini.com

Factories:

- Taiwan
- Dongguan
- Pinghu
- Ningbo
- Chongqing
- Mumbai

2015-12-15-04 Copyrights Reserved.

www.shini.com