



"Multi-station" Hopper Loader

SAL-5HP-UG124 & SHR-12U-S

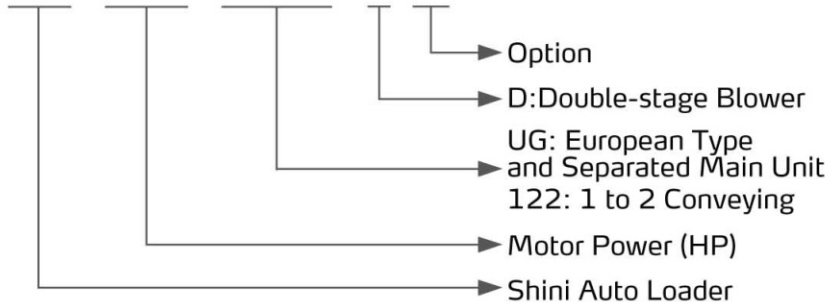


Refer carefully to this manual before operation.

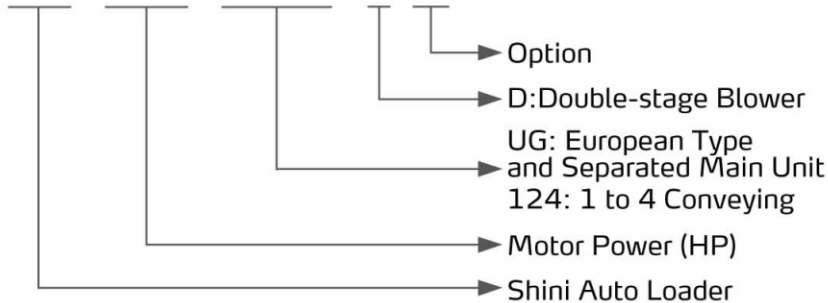
SAL-UG122/UG124 Series

■ Coding Principle

SAL - xxHP - UG122 - D -xx




SAL - xxHP - UG124 - D -xx



■ Features

- "One-to-Two or One-to-Four" hopper loader can greatly lower the cost.
- Dust collective chamber features a cyclone separator and a dust collective bin to effectively reduce the load of the filter.
- Separate dust collector is convenient for dust cleaning.
- Main unit equips with faults and motor overload indicators to show faults fast.
- The main body of SAL-2HP~5HP equips with vacuum-breaking valve and SAL-7.5HP~10HP main body equips with vacuum valve to protect the blower.
- Standard equipped with alarm lamp.
- CE safety plug ensures safe and reliable operation.



■ Application

"One-to-Two or One-to-Four" separate hopper loaders are designed and developed on the basis of original European separate-vacuum hopper loaders. They feature more functions, easy to operate, and convenient to install. This model, equipped with a high pressure blower and four SHR-U-S central vacuum hoppers, is applicable to four dehumidifying and drying machines (dehumidifying dryer "SDD") or one gravimetric blender "SGB" to process plastic materials. Besides that, it can also realize the "One-to-Two or One-to-Four" way of conveying materials to different molding machines or hoppers to greatly lower the cost.

SAL-UG122/124 Series

■ SAL-UG122 Specifications

Air accumulator auto Purging device



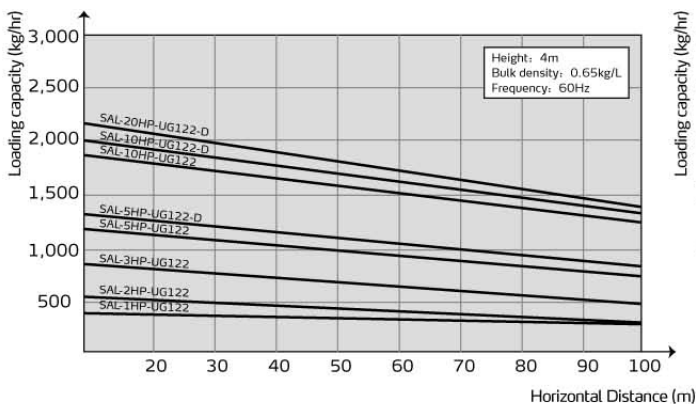
In the case of much impurity or recycled materials included in raw materials, main unit can be equipped with air accumulator auto washing unit as options, and add "A" at the end of model code. (Suitable for SAL-5HP-UG and models above)

Buzzer

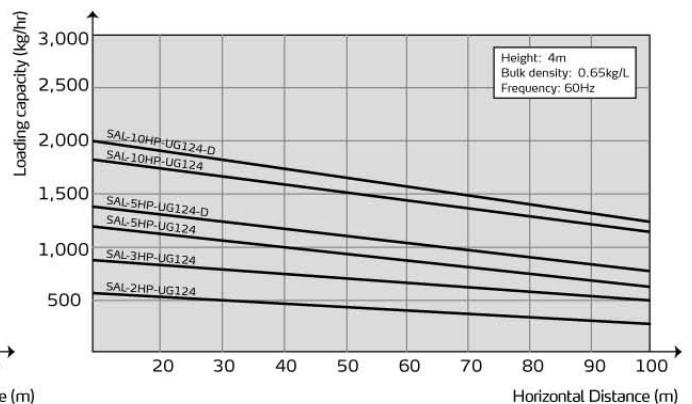


Buzzer is available as an option.

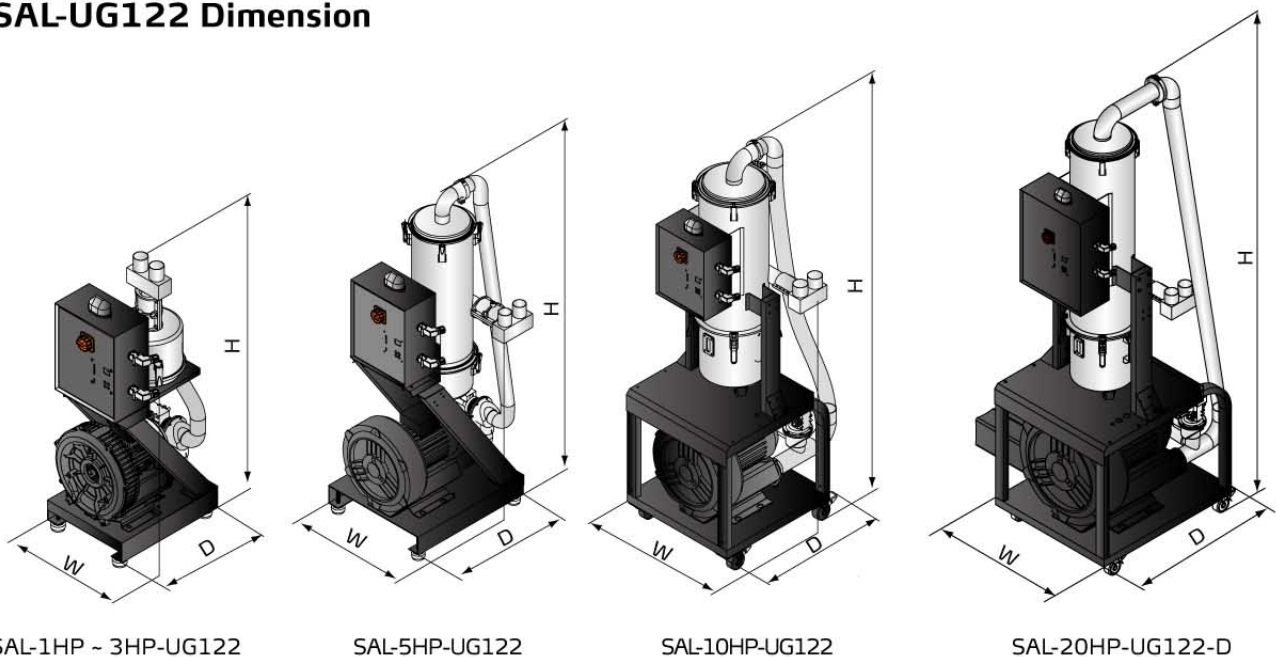
■ Loading Capacity (SAL-UG122)



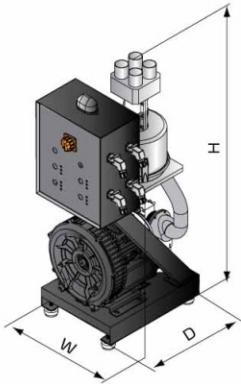
■ Loading Capacity (SAL-UG124)



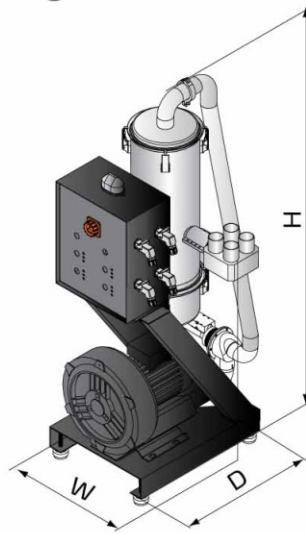
■ SAL-UG122 Dimension



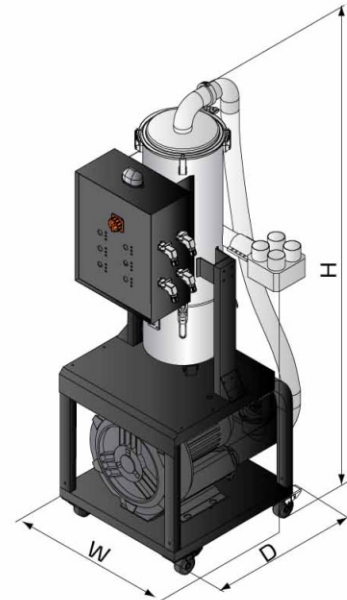
■ SAL-UG124 Outline Drawing



SAL-2HP-UG124



SAL-5HP-UG124



SAL-10HP-UG124

■ SAL-UG122 Specifications

Model	Main Unit				Hopper Receiver				Conveying Pipe Dia. (inch)	Air Suction Pipe Dia. (inch)	Conveying Capacity			
	Motor Power (kW, 50/60Hz)	Specification	Dimension H×W×D		Weight kg lb	Applied to	Capacity				Weight kg lb	kg/hr	lb/hr	
			mm	inch			L	gal						
SAL-1HP-UG122	0.75/0.85	3Φ	1000×400×500	39.4×15.7×19.7	52 115	SHR-3U-S×2	3	0.8	4.5	9.9	1.5	2	400	882
SAL-2HP-UG122	1.5/1.8	3Φ			56 123	SHR-6U-S×2	6	1.6	7.5	17	1.5	2	550	1213
SAL-3HP-UG122	1.85/2.0	3Φ			60 132	SHR-12U-S×2					1.5	2	800	1764
SAL-5HP-UG122	3.75/4.2	3Φ	1380×540×600	54.3×21.3×23.6	175 386	SHR-12U-S×2	12	3.2	9	20	1.5	2	1200	2646
SAL-5HP-UG122-D			1380×670×600	54.3×26.4×23.6	180 397	SHR-12U-S×2							1350	2976
SAL-10HP-UG122	7.5/8.6	3Φ	1830×740×675	72×29×26.6	185 408	SHR-36U-S×2	36	9.5	12	26	2	2.5	1800	3968
SAL-10HP-UG122-D			1830×900×675	72×35.4×26.6	192 423	SHR-36U-S×2							2000	4409
SAL-20HP-UG122-D	13/15	3Φ	2200×745×1030	86.6×29.3×40.6	246 542	SHR-48U-S×2	48	12.7	20	44	2.5	3	2200	4850

Notes: 1) Test condition of conveying capacity: Plastic material of bulk density 0.65kg/L(5.5lb/gal), dia. 3~5mm/0.12~0.2inch, vertical conveying height: 4m/13.1feet, horizontal conveying distance: 5m/16.4feet.
2) Power supply: 3Φ, 230/400/460/575V, 50/60Hz.

■ SAL-UG124 Specifications

Model	Main Unit				Hopper Receiver				Conveying Pipe Dia. (inch)	Air Suction Pipe Dia. (inch)	Conveying Capacity			
	Motor Power (kW, 50/60Hz)	Specification	Dimension H×W×D		Weight kg lb	Applied to	Capacity				Weight kg lb	kg/hr	lb/hr	
			mm	inch			L	gal						
SAL-2HP-UG124	1.5/1.8	3Φ	1050×430×555	41.3×17×21.9	60 132	SHR-3U-S×4	3	0.8	4.5	9.9	1.5	2	550	1213
SAL-3HP-UG124	1.85/2.0	3Φ			65 143	SHR-6U-S×4	6	1.6	7.5	17	1.5	2	800	1764
SAL-5HP-UG124	3.75/4.2	3Φ	1380×640×630	54.3×25.2×24.8	175 386	SHR-12U-S×4	12	3.2	9	20	1.5	2	1200	2646
SAL-5HP-UG124-D			1380×690×630	54.3×27.2×24.8	180 397	SHR-12U-S×4							1350	2976
SAL-10HP-UG124	7.5/8.6	3Φ	1830×720×720	72×28.3×28.3	185 408	SHR-36U-S×4	36	9.5	12	26	2	2.5	1800	3968
SAL-10HP-UG124-D			1830×900×720	72×35.4×28.3	192 423	SHR-36U-S×4							2000	4409

Notes: 1) Test condition of conveying capacity: Plastic material of bulk density 0.65kg/L(5.5lb/gal), dia. 3~5mm/0.12~0.2inch, vertical conveying height: 4m/13.1feet, horizontal conveying distance: 5m/16.4feet.
2) Power supply: 3Φ, 230/400/460/575V, 50/60Hz.

Shini Group

Addr: No. 23, Minhe St., Shulin Dist.,
New Taipei, Taiwan

Tel: +886 2 2680 9119

Fax: +886 2 2680 9229

Email: shini@shini.com

Factories:

- Taiwan
- Dongguan
- Pinghu
- Ningbo
- Chongqing
- Pune

2017-10-15-04 Copyrights Reserved.

www.shini.com