



Screenless Granulator

SG-2427N

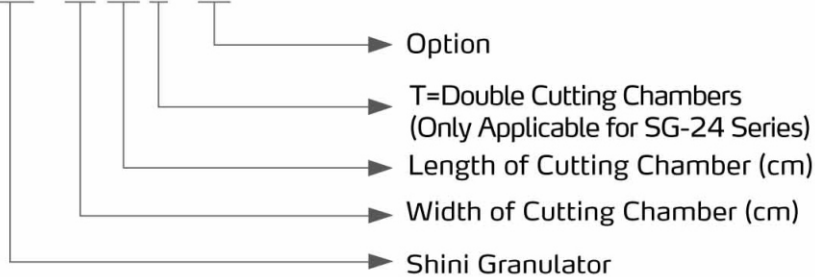


Refer carefully to this manual before operation.

SG-14/24N/24T

■ Coding Principle

SG - xx xx x - xx



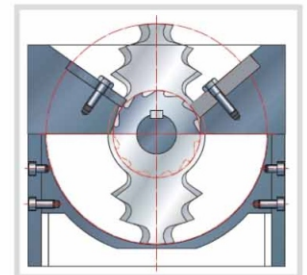
SG-1417

■ Features


- Adopting gear motor of foreign brand, SG-14/24N series features steady performance, long service life and large transfer torque.
- Adopting two gear motors of foreign brand, SG-24T series have two cutting chambers working simultaneously to provide reliable performance and high torque.
- SG-14/24N series teeth cutters and cutting blades are integrally fitted in one cutting chamber. SG-24T series feature integral design of double teeth cutters and cutting blades. Staggered blades make the initial cutting and teeth cutters cut the materials into desired size. Regrinds could be used with virgin materials.
- New-type inclined teeth cutter reduces the possibility of stress concentration, enhance bearing capacity and converts force direction so that cutter lifespan can be prolonged.
- SG-14/24T series motor shaft and rotor shaft are connected by shaft coupling thus ensuring smooth cutting action and convenient motor replacement.
- SG-24N series adopt moment arm flange to secure reduction gear and ensure smooth running with low noise.
- When motor blockage occurs, the machine will alarm visibly and enable motor to run reversely. It will return to normal operation automatically after the trouble is clear.
- European type appearance, compact in size and easy for cleaning and maintenance.
- Transparent PC feeding hopper.
- Screenless design, well-proportioned size of regrinds and least amount of dusts. Regrinds could be used with virgin materials.



SG-2446T

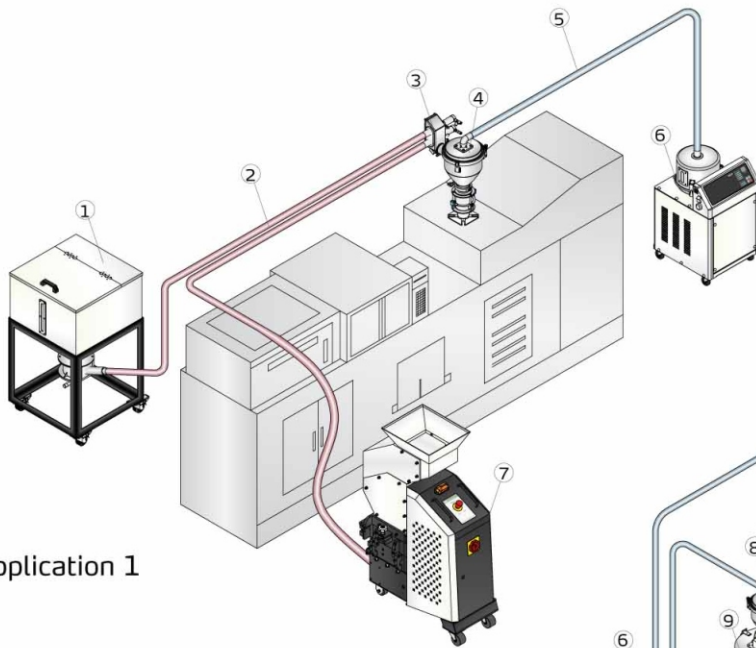


Section View of
Trapezoid Teeth Cutter



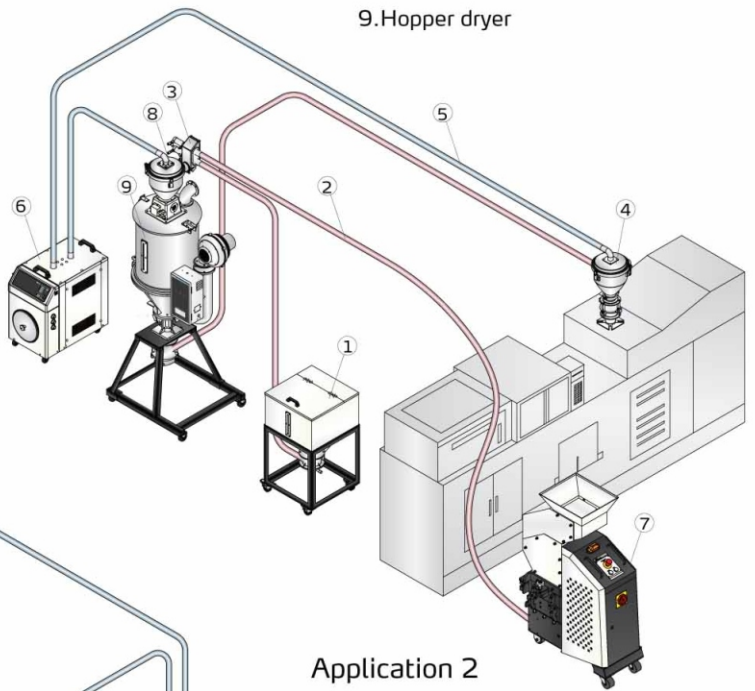
SG-24T
Double Teeth Cutter

Application

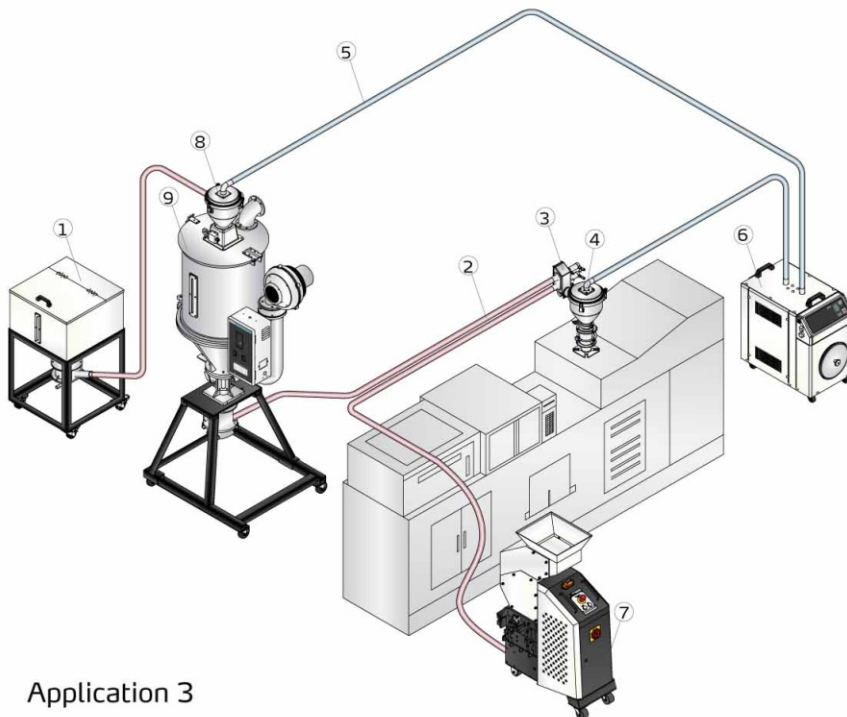


Application 1

1. Material tank
2. Material pipe
3. Proportional valve
4. Photosensor hopper
5. Vacuum pipe
6. Auto loader
7. Screenless granulator
8. Vacuum hopper
9. Hopper dryer



Application 2

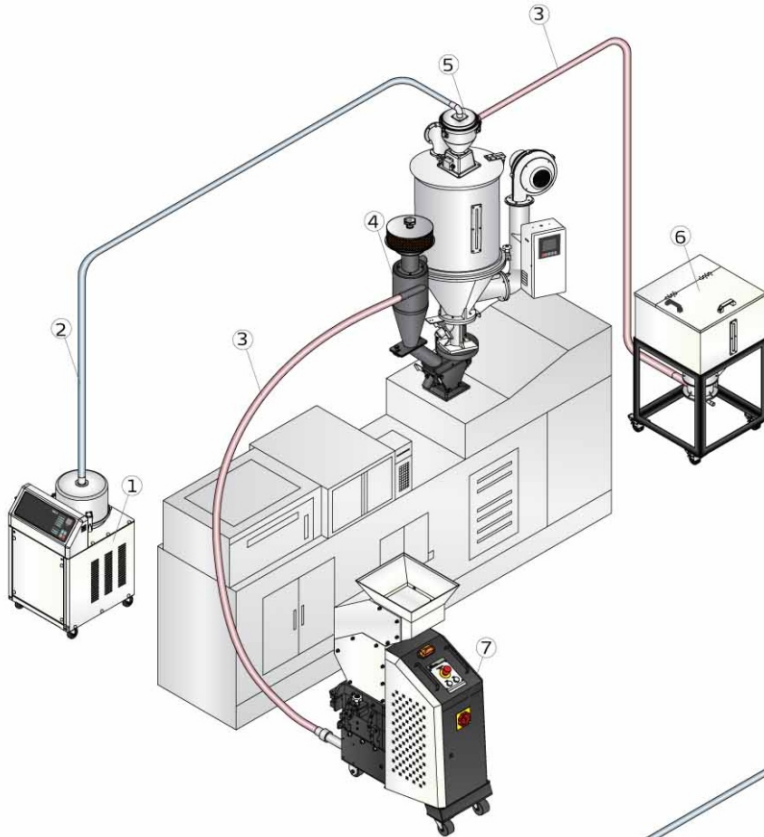


Application 3

SG-14/24N/24T

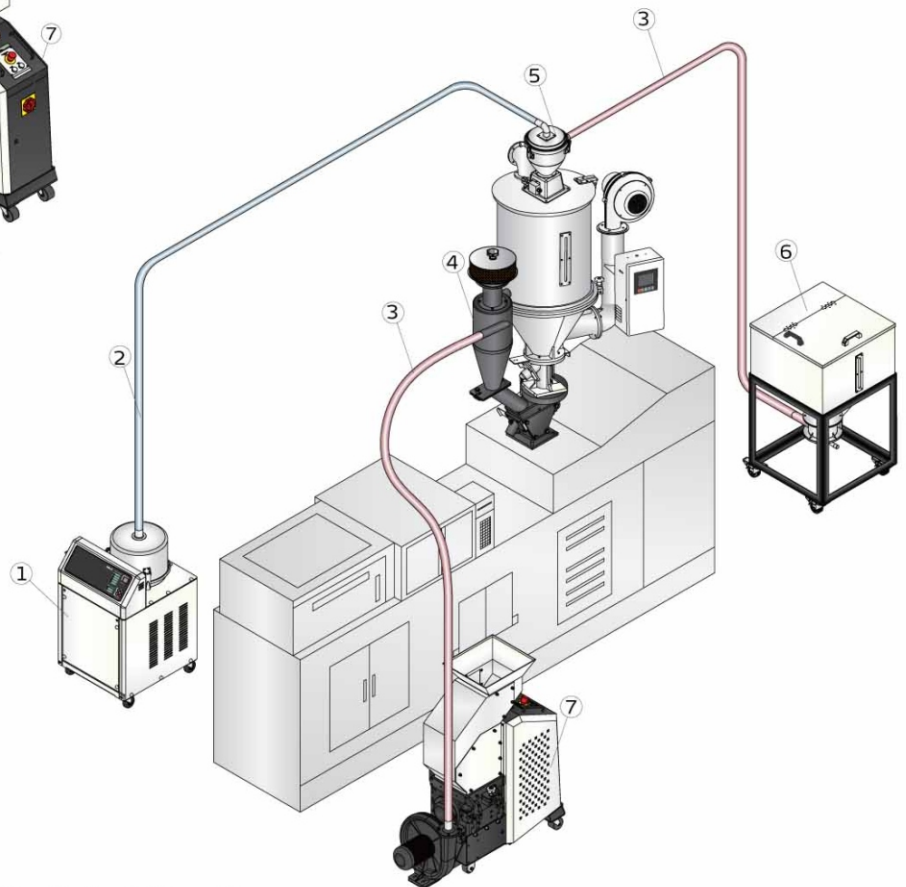
Options

30-Sec Instant Recycling System (Patented Product)



- 1. Hopper loader
- 2. Vacuum pipe
- 3. Material pipe
- 4. 30-Sec instant recycling system
- 5. Vacuum hopper
- 6. Material tank
- 7. Screenless granulator

VR Type 30-Sec Instant Recycling



BR Type 30-Sec Instant Recycling

Regrind Conveying via Blower & Cyclone (BC Type)



This device utilizes loading blower to convey regrind into the cyclone dust collector to separate the regrind from the air and then the regrind will fall into storage hopper or cloth bag. Applicable to SG-24N/24T series.

Dust Separator (DS Type)



Dust Separator (DS type) can separate the dust in the regrind for immediate recycle use. The dust will be kept in filter bag, thus working environment will be maintained clean. This device ensures full use of regrind to avoid material wasting and enhance the economical returns. Applicable to SG-24N/24T series.

Proportional Valve

Proportional valves mix regrind with new materials in a proper proportion, and then send them back to the IMM. It features easy installation and excellent accuracy. For details, please refer to the brochure of SPV-U. Applicable to SG-24N/24T series.



Full-receiver Alarm Device

Full-receiver alarm device can help to realize unmanned operation and no materials will be wasted. Whenever the regrind level reaches the motor position, the machine will be forced to stop and be cut off via it is sensor, thus stop the granulator and warn the user by sounding an alarm. Applicable to SG-24N/24T series.



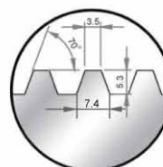
Manual Collection Bin

Manual collection bin helps to collect and store regrind. Applicable to SG-24T series.

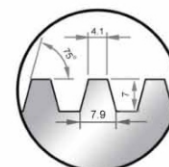


- Stainless Steel Made Feed Port and Storage Tank, add "R" at the end of the model code.

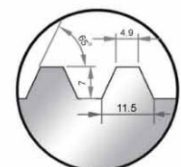
Teeth Cutter



Narrow



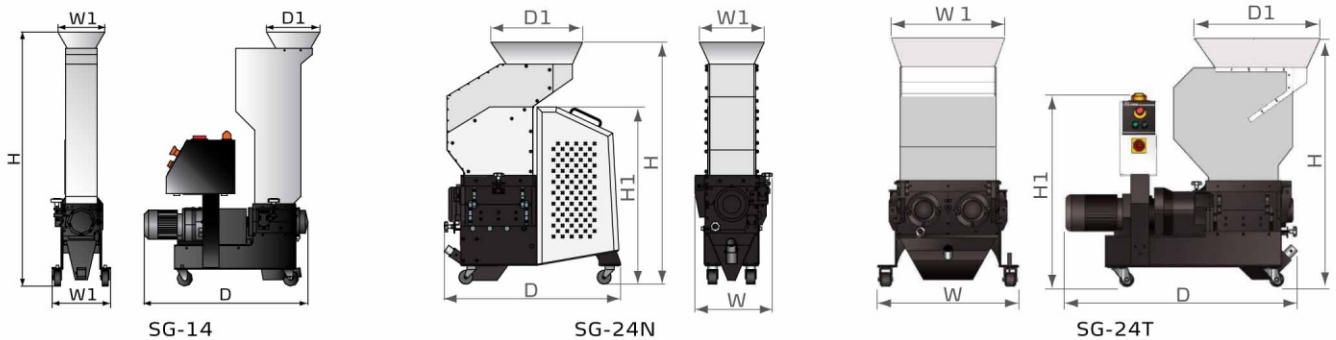
Standard



Dilated

SG-14/24N/24T

Outline Drawings



SG-14/24N/24T Specifications

Model	SG-1411	SG-1417	SG-2417N	SG-2427N	SG-2436N	SG-2446N	SG-2436T	SG-2446T		
Motor Power (kW, 50/60Hz)	0.37/0.45	0.37/0.45	0.75/0.86	0.75/0.86	1.5/1.75	2.2/2.57	2.2x2/2.55x2			
Rotating Speed (rpm, 50/60Hz)	26/32	26/32	27/33	27/33	27/33	27/33	27/33	27/33		
Material of Teeth Cutter	SKD11	SKD11	SKD11	SKD11	SKD11	SKD11	SKD11	SKD11		
Quantity of Staggered Cutter	1	2	1	2	3	4	7	9		
Quantity of Teeth Cutter	2	3	2	3	4	5	/	/		
Quantity of Large Teeth Cutter	/	/	/	/	/	/	7	9		
Quantity of Small Teeth Cutter	/	/	/	/	/	/	2	2		
Cutting Chamber	mm	140 x 110	140 x 175	240 x 175	240 x 270	240 x 365	240 x 460	505 x 365	505 x 460	
	inch	5.5 x 4.3	5.5 x 6.9	9.4 x 6.9	9.4 x 10.6	9.4 x 14.4	9.4 x 18.1	19.9x14.4	19.9x18.1	
Max. Output Capacity (kg/hr, 50/60HZ)	2	3	3.5	6/6.5	8.5/9	11/11.6	20	25		
Noise Level dB(A)	60-68	60-68	80-85	80-85	80-85	80-85	80-85	80-85		
Dimension	H	mm	1080	1080	1330	1330	1330	1480	1360	1360
		inch	42.5	42.5	52.4	52.4	52.4	58.3	53.5	53.5
	H1	mm	/	/	975	975	975	975	1060	1060
		inch	/	/	38.4	38.4	38.4	38.4	41.7	41.7
	W	mm	290	290	425	425	425	425	773	773
		inch	11.4	11.4	16.7	16.7	16.7	16.7	30.4	30.4
	W1	mm	235	235	350	350	350	350	620	620
		inch	9.3	9.3	13.8	13.8	13.8	13.8	24.4	24.4
	D	mm	740	785	770	870	970	1070	1269	1365
		inch	29.1	30.9	30.3	34.3	38.2	42.1	50	53.7
	D1	mm	210	266	310	410	500	580	688	785
		inch	8.3	10.5	12.2	16.1	19.7	22.8	27	30.9
Weight	kg	83	92	215	240	257	330	530	560	
	lb	183	203	474	529	567	728	1168	1235	

- Notes: 1) Max. Capacity of the machine is subject to the size and composition of the material.
 2) Noise level will varies with different materials and motor types.
 3) SKD11 is JIS steel grade.
 4) Teeth cutter with width of 3mm is standard, and 4mm is optional (SG-14).
 Trapezoidal teeth cutter is standard; narrow and dilated one are optional (SG-14N/24T).
 5) To avoid plastic from sticking to the blades, all materials should be crushed at normal temperature.
 6) Power supply: 3Φ, 230/400/460/575 VAC, 50/60Hz.

We reserve the right to change specifications without prior notice.

Shini Group

Addr: No. 23, Minhe St., Shulin Dist.,
New Taipei, Taiwan

Tel: +886 2 2680 9119

Fax: +886 2 2680 9229

Email: shini@shini.com

Factories:

- Taiwan
- Dongguan
- Pinghu
- Ningbo
- Chongqing
- Pune

2018-01-15-04 Copyrights Reserved.

www.shini.com