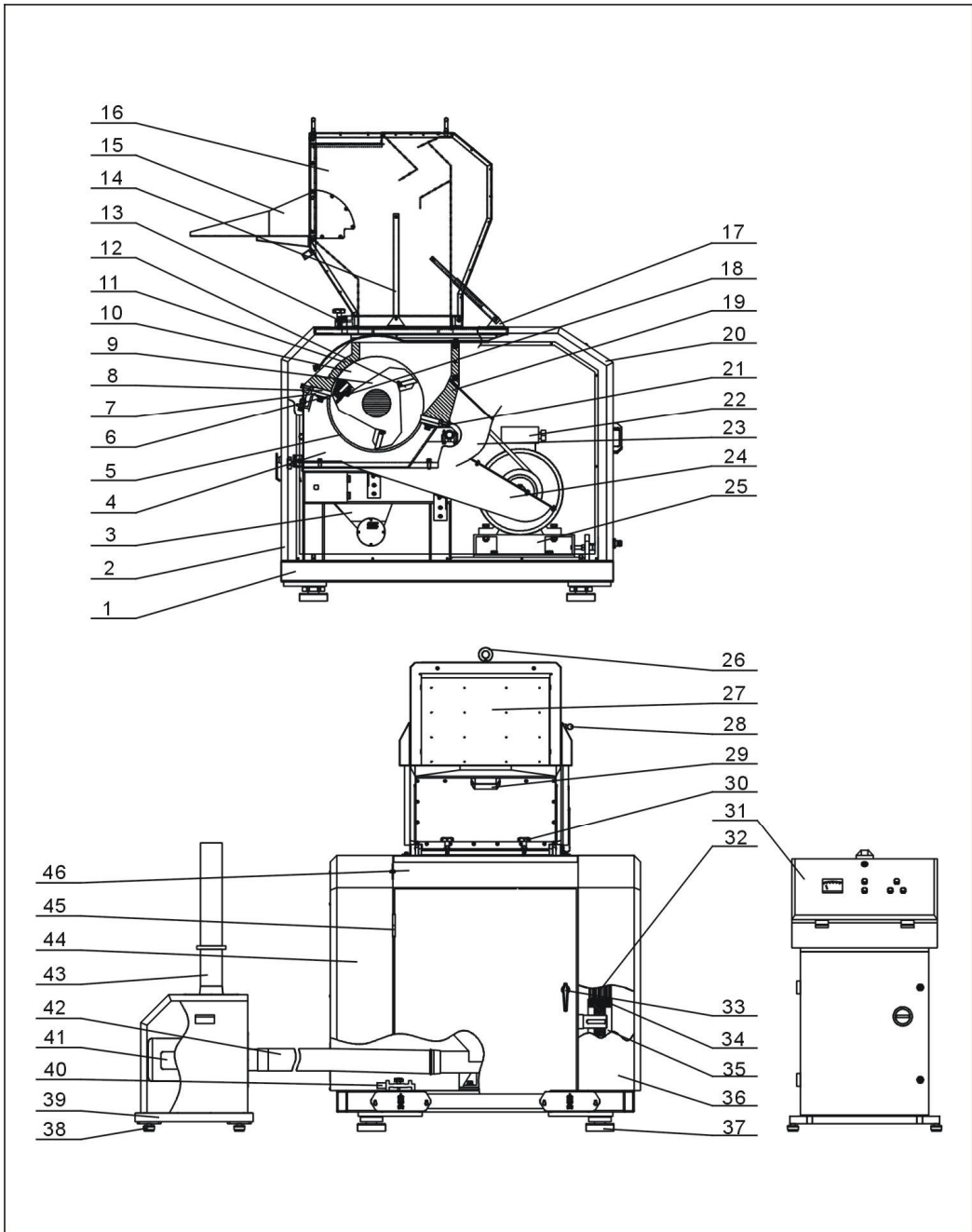


# 1. Assembly Drawing



Note: Please refer to material list 2 about the parts code.

## 2. Parts List

No.	Name	Part No.			
		SG-4360(H)	SG-4360(H)B	SG-4390(H)	SG-4390(H)B
1	Base	-	-	-	-
2	Door plank	-	-	-	-
3	Regrind storage bin	-	-	-	-
4	Screen bracket	-	-	-	-
5	Screen (Φ8)**	BL55436000820	BL55436000820	-	-
	Screen (Φ10)**	BL55436000220	BL55436000220	-	-
	Screen (Φ12)**	BL55436200220	BL55436200220	BL55439001320	BL55439001320
	Screen (Φ17)**	-	-	-	-
	Screen (Φ25)**	-	-	-	-
6	Rotating blade**	BH10436300110	BH10436300110	BW40439001410	BW40439001410
7	Fixed knife briquetting	BH11436000310	BH11436000310	BH11439000310	BH11439000310
8	Fixed blade**	YW42436000400	YW42436000400	BW40439000410	BW40439000410
9	Blade rest	BH11436001010	BH11436001010	BH11439000710	BH11439000710
10	Material fender	YW42436001600	YW42436001600	YW42436001600	YW42436001600
11	Front box block	BW30436000510	BW30436000510	BW30439000510	BW30439000510
12	Pressure block	BH11506000610	BH11506000610	BH11439001310	BH11439001310
13	Cutting chamber	-	-	-	-
14	Pneumatic spring 600N	YW01060000000	YW01060000000	YW01060000000	YW01060000000
15	Feeding inlet	-	-	-	-
16	Feeding hopper	-	-	-	-
17	Support base	-	-	-	-
18	Inner hexagonal screw column M20X65	YW61206500000	YW61206500000	YW61206500000	YW61206500000
19	Back box block	BW30436000710	BW30436000710	BW30439001410	BW30439001410
20	Back cover board	-	Nothing	-	Nothing
21	Inner hexagonal screw column M16X75	YW61167500000	YW61167500000	YW61167500000	YW61167500000
22	Motor	YM10000107100	YM10000107100	YM10000107300	YM10000107300
		YM10000107300	YM10000107300	YM10000107400	YM10000107400
23	With gear upper cover	-	-	-	-
24	With gear lower cover	-	-	-	-
25	Motor mounting base	-	-	-	-
26	Lifting ring screw M16	YW09001600000	YW09001600000	YW09001600000	YW09001600000
27	Material fender	-	-	-	-
28	Knob handle	YW30003600100	YW30003600100	YW30003600100	YW30003600100
29	Handle *	BW20012000140	BW20012000140	BW20012000140	BW20012000140
30	Screw shaft	BH56240200010	BH56240200010	BH56240200010	BH56240200010
31	Pwer distribution unit *	-	-	-	-

32	Big belt pulley	YW30560400000	YW30560400000	YW30205600000	YW30205600000
33	Door lock	YW00004500000	Nothing	YW00307200000	Nothing
34	V belt SPC-2800*	YR00280000000	YR00280000000	YR00280000000	YR00280000000
35	Motor belt wheel	YW30200400000	YW30200400000	YW30200600000	YW30200600000
36	Right cover board	-	Nothing	-	Nothing
37	Ati-vibration pad SH130	BW30132000110	BW30132000110	BW30132000110	BW30132000110
38	Ati-vibration pad $\phi$ 50) Large power blower: Black brake castor 3" Black fixed castor 3"	YW03005000000 (YW03000300000 YW03000300300 )	YW03005000000 (YW03000300000 YW03000300300)	YW03005000000 (YW03000300000 YW03000300300 )	YW03005000000 (YW03000300000 YW03000300300)
39	Blower base	-	-	-	-
40	Presetting knife jig	-	-	-	-
41	Blower	BM30224000050	BM30224000050	BM30224000050	BM30224000050
42	Steel wired plastic pipe	YR60000400100	YR60000400100	YR60000400100	YR60000400100
43	Blower flange and pipe connection	-	-	-	-
44	Left cover board	-	Nothing	-	Nothing
45	Stainless steel hinge	YW06000400000	Nothing	YW06000400000	Nothing
46	Front top board	-	Nothing	-	Nothing

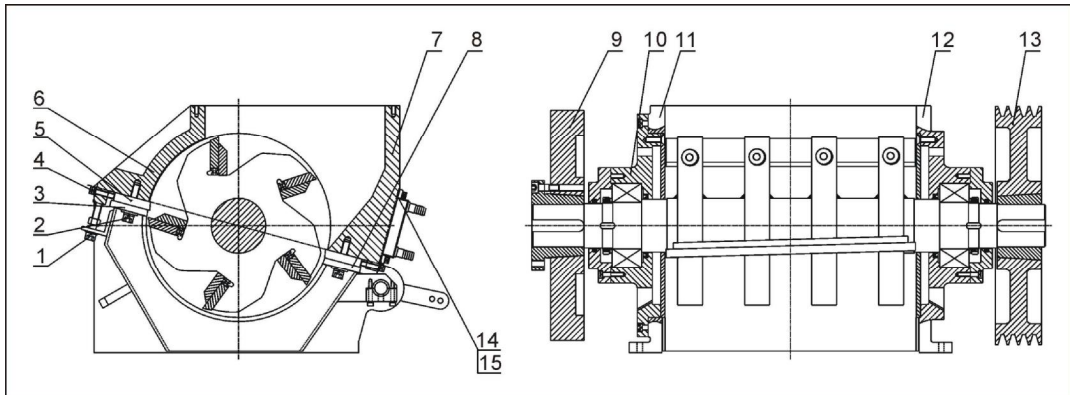
\* means possible broken parts.

\*\* means easy broken part. and spare backup is suggested.

“-” means this material doesn't have number, and “None” means the model doesn't have this part.

Please confirm the version of manual before placing the purchase order to guarantee that the item number of the spare part is in accordance with the real object.

### 3. Cutting Chamber



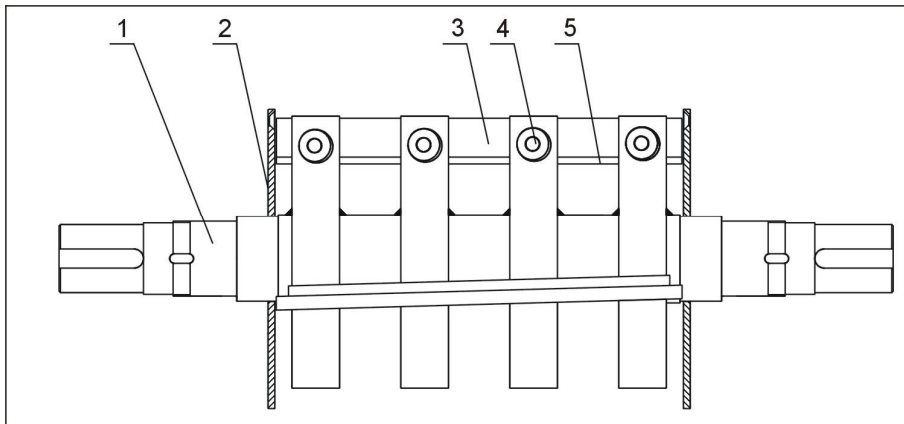
Note: Please refer to material list 4 about the parts code.

### 4. Cutting Chamber Parts List

No.	Name	Part No.	
		4360(B)	4390(B)
1	Inner hexagon socket cap screw M16×100	YW61161000000	YW61161000000
2	Inner hexagon socket cap screw M16×75	YW61167500000	YW61167500000
3	Front pressing block	BH11436000310	BH11439000310
4	Inner hexagon socket cap screw M10 × 70	YW61107000100	YW61107000100
5	Fixed blade	YW42436000400	BW40439000410
6	Front block	BW30436002540	BW30439002540
7	Back block	BW30436002640	BW30439002640
8	Back pressing block	BH11436000310	BH11439000310
9	Flywheel	BW30436000810	BW30436000810
10	Bearing block	Left:BW30436001410 Right:BW30436003210	Left:BW30436001410 Right:BW30436003210
11	Left block	BW30436001510	BW30436001510
12	Right block	BW30436001710	BW30436001710
13	Big belt pulley	YW30560400000	YW30205600000

Please confirm the version of manual before placing the purchase order to guarantee that the item number of the spare part is in accordance with the real object.

## 5. Blade Rest



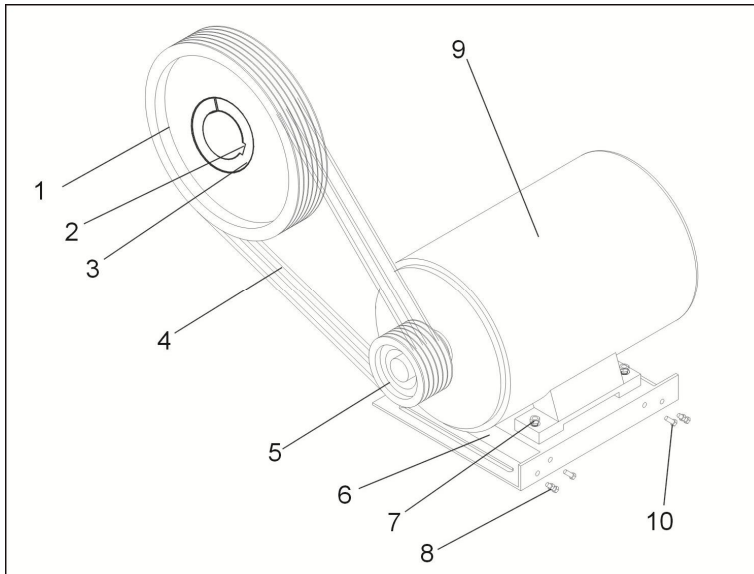
Note: Please refer to material list 6 about the parts code.

## 6. Blade Rest Parts List

No.	Name	Part No.	
		4360(B)	4390(B)
1	Cutter shaft	Five rotating blades: BH11436001610 Three rotating blades: BH11436001010	Five rotating blades: BH11439001110 Three rotating blades: BH11436001010
2	Material fender	YW42436001600	YW42436001600
3	Blade rest	BH10436300110	BH10436300110
4	Inner hexagon cylindrical screw	YW61206500000	YW61206500000
5	Blade rest press plate	--	--

Please confirm the version of manual before placing the purchase order to guarantee that the item number of the spare part is in accordance with the real object.

## 7. Transmission Parts



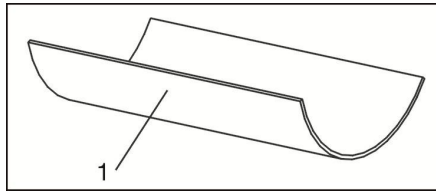
Note: Please refer to material list 8 about the parts code.

## 8. Transmission Parts Parts List

No.	Name	Part No.	
		4360(B)	4390(B)
1	Big belt pulley	YW30560400000	YW30205600000
2	Flat key	YW10281150000	YW10281150000
3	Lockup cover	YW30302000000	YW30302000000
4	V belt (SPC)	YR00280000000	YR00280000000
5	Small belt pulley	YW30200400000	YW30200400000
6	Motor base	--	--
7	Motor fixing bolt	YW60166000000	YW60166000000
8	Adjustable bolt nut	YW64001600000	YW64001600000
9	Motor	30kW: YM10000107100 37kW: YM10000107300	30kW: YM10000107100 37kW: YM10000107300
10	Adjusting screw	YW61168500000	YW61168500000

Please confirm the version of manual before placing the purchase order to guarantee that the item number of the spare part is in accordance with the real object.

## 9. Screen



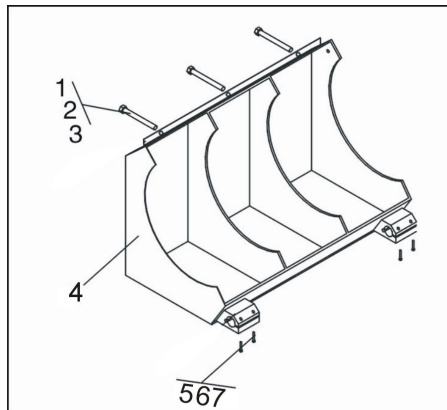
Note: Please refer to material list 10 about the parts code.

## 10. Screen Parts List

No.	Name	Part No.	
		4360(B)	4390(B)
1	Screen	BL55436000220	BL55439000220

Please confirm the version of manual before placing the purchase order to guarantee that the item number of the spare part is in accordance with the real object.

## 11. Screen Bracket



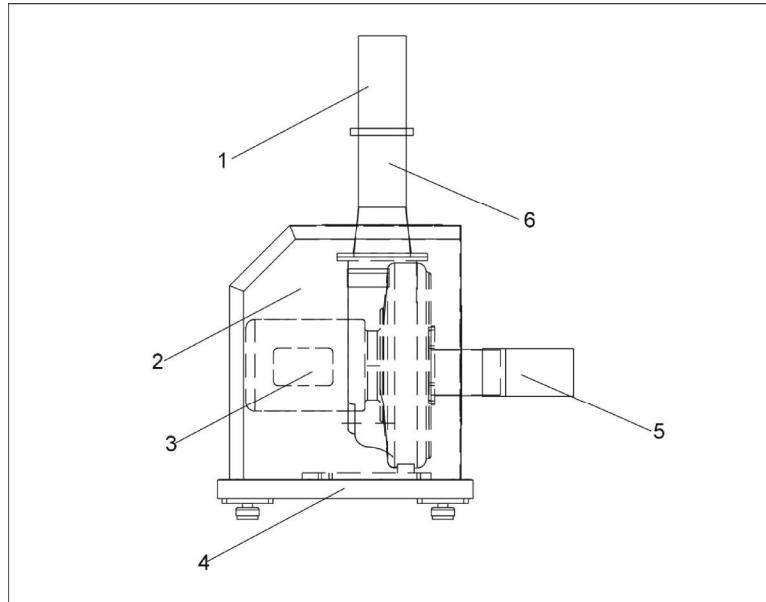
Note: Please refer to material list 12 about the parts code.

## 12. Screen Bracket Parts List

No.	Name	Part No.	No.	Name	Part No.
1	Bolt	YW61161000000	5	Bolt	YW61083000000
2	Flat gasket	YW66163000000	6	Spring gasket	YW65008000100
3	Nut	YW64001600000	7	Flat gasket	YW66081600000
4	Screen bracket	--			

Please confirm the version of manual before placing the purchase order to guarantee that the item number of the spare part is in accordance with the real object.

### 13. Blower



Note: Please refer to material list 14 about the parts code.

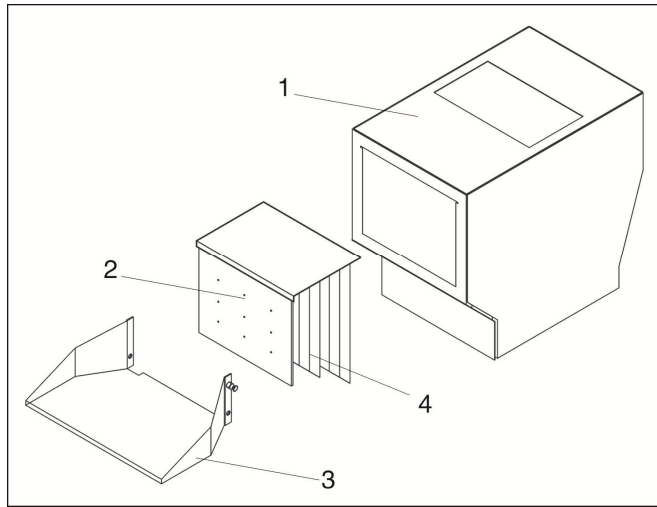
### 14. Blower Parts List

No.	Name	Part No.
1	Outlet pipe	YR60000400100
2	Cover	--
3	Blower	BM30224000050
4	Bottom plate	--
5	Air inlet	YR60000400100
6	Blower flange	--

Please confirm the version of manual before placing the purchase order to guarantee that the item number of the spare part is in accordance with the real object.



## 15. Feed Box, Insulative Box and Shutter

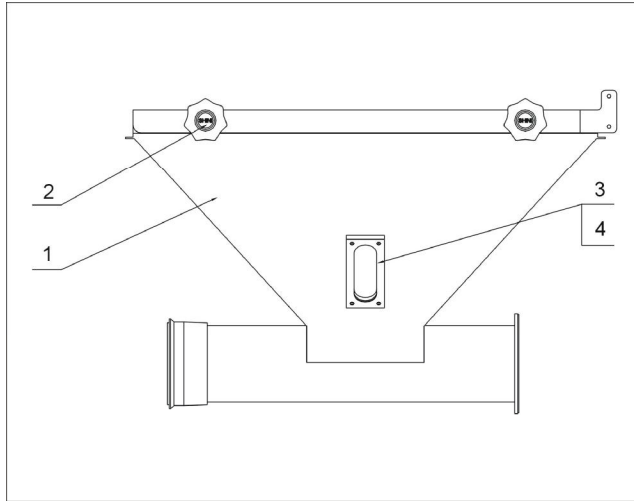


Note: Please refer to material list 16 about the parts code.

## 16. Feed Box, Insulative Box and Shutter Parts List

No.	Name	Part No.
1	Feed box	-
2	Materials shutter	-
3	Feeding inlet	-
4	Materials keeping leather	-

## 17. Regrind Storage Bin



Note: Please refer to material list 18 about the parts code.

## 18. Regrind Storage Bin Parts List

No.	Name	Part No.
1	Storage box	-
2	Knob	YR40083500000
3	Visual cover	-
4	Visual glass	-

Please confirm the version of manual before placing the purchase order to guarantee that the item number of the spare part is in accordance with the real object.