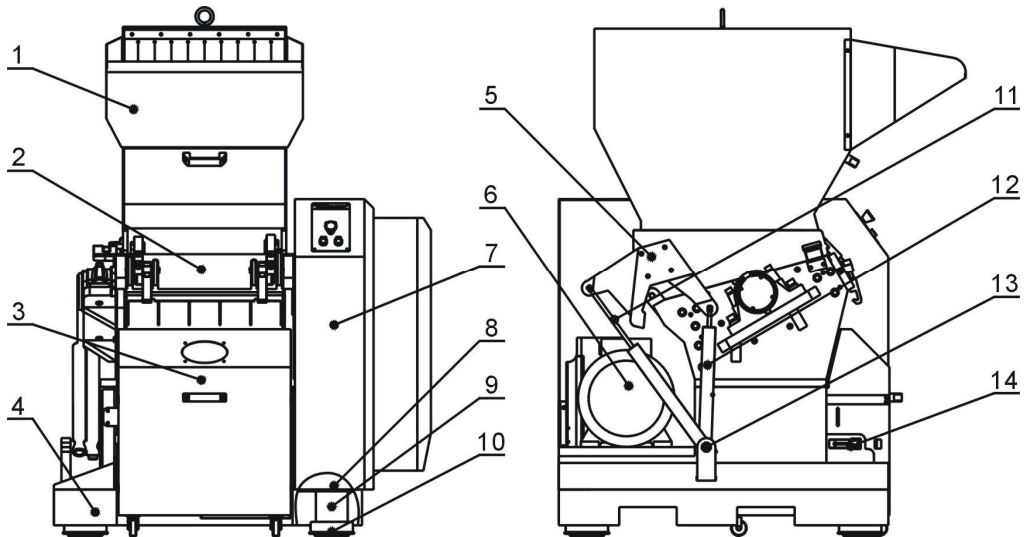


## 1. Assembly Drawing



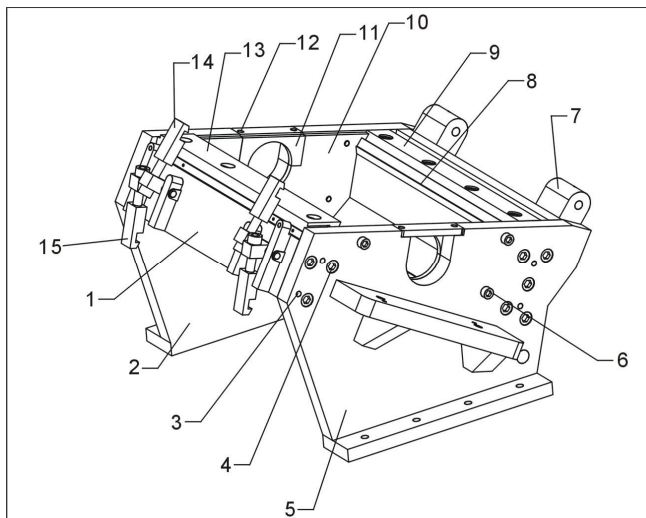
Note: Please refer to material list 2 about the parts code.

## 2. Parts List

No.	Name	Part No.	
		SG-3650E	SG-3675E
1	Feed box assembly	-	-
2	Cutting chamber assembly	BH85365000010	BH85367500010
3	Material collection assembly	-	-
4	Base assembly	-	-
5	Pneumatic spring fixing plate 1	-	-
6	Drive assembly	-	-
7	Shield assembly	-	-
8	Anti-vibration screw	BH10161800010	BH10161800010
9	Anti-vibration case	BH10364512810	BH10364512810
10	Anti-vibration pad	YW03162000000	YW03162000000
11	Pneumatic spring 1	YW01140000000	YW01160000000
12	Pneumatic spring 2	YW01090000000	YW01090000000
13	Pneumatic spring stationary shaft	-	-
14	Adjustable snap hook	YW02003000400	YW02003000400

Please confirm the version of manual before placing the purchase order to guarantee that the item number of the spare part is in accordance with the real object.

### 3. Cutting Chamber



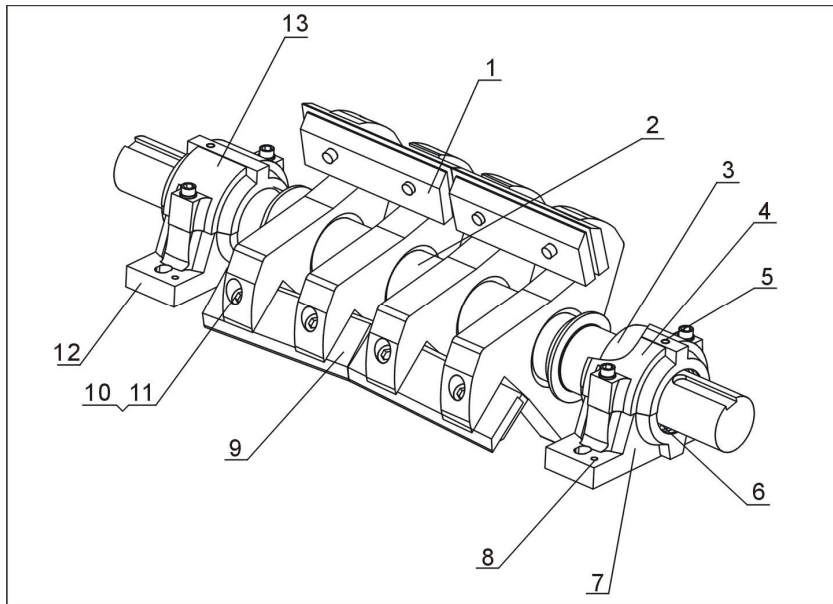
Note: Please refer to material list 4 about the parts code.

### 4. Cutting Chamber Parts List

No.	Name	SG-3650E		SG-3675E	
		Part No.	Quantity	Part No.	Quantity
1	Front block	BW30365000410	1	BW30367504010	1
2	Left side plate of cutting chamber	BW30367518010	1	BW30367518010	1
3	Position localized bolt	YW09105000000	8	YW09105000000	8
4	Inner hexagon cylindrical screw M16×50	YW61165000000	24	YW61165000000	24
5	Right side plate of cutting chamber	BW30367502010	1	BW30367502010	1
6	Inner hexagon cylindrical screw M10×45	YW61104500000	10	YW61104500000	10
7	Back block	BW30365001110	1	BW30367514010	1
8	Fixed blade	BW40365000610	2	BW42367509010	4
9	Back pressing block	BH10365000110	1	BH10367513010	1
10	Insert block	BL55364501021	2	BL55364501021	2
11	Side plate washer	BW30364502710	2	BW30364502710	2
12	Inner hexagon cylindrical screw M6×15	YW61061500600	4	YW61061500600	4
13	Front pressing block	BH10365000510	1	BH10367508110	1
14	Feed box iron hook	BH10362500010	2	BH10362500010	2
15	Screen bracket iron hook	BH10364502510	2	BH10364502510	3

Please confirm the version of manual before placing the purchase order to guarantee that the item number of the spare part is in accordance with the real object.

## 5. Blade Rest



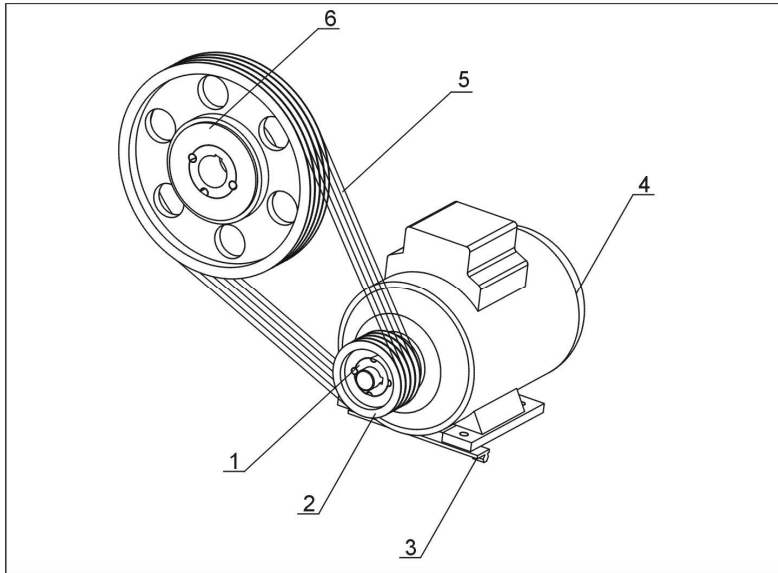
Note: Please refer to material list 6 about the parts code.

## 6. BladeRest Parts List

No.	Name	SG-3650E		SG-3675E	
		Part No.	Quantity	Part No.	Quantity
1	Pressing block of rotating blades	BH11365000810	6	BH11367511010	6
2	Knife jig shaft	BH11365000710	1	BH11367512010	1
3	Bearing	YW11221500000	2	YW11221500000	2
4	Upper part of bearing block	BW30003600210	1	BW30003600210	1
5	Oil injection nozzle	YW04010100000	2	YW04010100000	2
6	Seal ring	BH13360100010	2	BH13360100010	2
7	Lower part of bearing block	BW30003600410	1	BW30003600410	1
8	Position localized bolt	YW09105000000	4	YW09105000000	4
9	Rotating blade	BW40365000710	6	BW42367510010	6
10	Inner hexagon cylindrical screw M16x55	YW61165500000	12	YW61165500000	18
11	Spring washer 16	YW65016000000	12	YW65016000000	18
12	Lower part of left bearing block	-	1	-	1
13	Upper part of left bearing block	-	1	-	1

Please confirm the version of manual before placing the purchase order to guarantee that the item number of the spare part is in accordance with the real object.

## 7. Transmission Parts



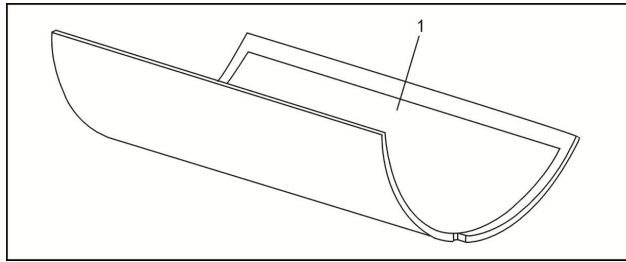
Note: Please refer to material list 8 about the parts code.

## 8. Transmission Parts List

No.	Name	SG-3650E		SG-3675E	
		Part No.	Quantity	Part No.	Quantity
1	Taper sleeve	YW30254800000	1	YW30254800000	1
2	Motor belt pulley	YW30180400000	1	YW30180400000	1
3	Adjusting plate of motor	-	2	-	2
4	Motor	YM10418300200	1	YM10420700200	1
5	V belt	YR00059000000	1	YR00059000000	1
6	Big belt pulley	YW30500400000	1	YW30500400000	1

Please confirm the version of manual before placing the purchase order to guarantee that the item number of the spare part is in accordance with the real object.

## 9. Screen



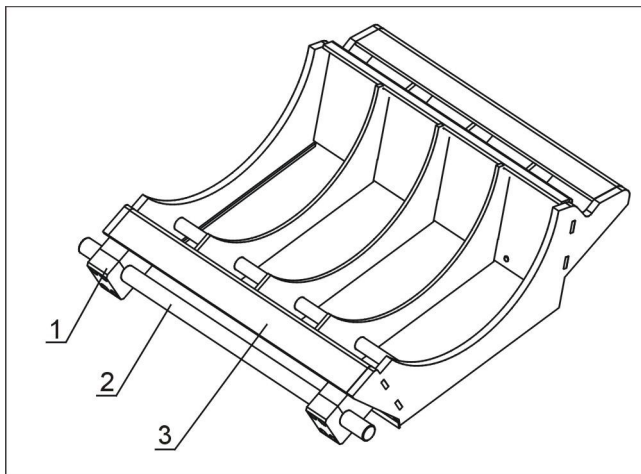
Note: Please refer to material list 10 about the parts code.

## 10. Screen Parts List

No.	Name	SG-3650E		SG-3675E	
		Part No.	Quantity	Part No.	Quantity
1	Screen	BL55365000220	1	BL55367502020	1

Please confirm the version of manual before placing the purchase order to guarantee that the item number of the spare part is in accordance with the real object.

## 11. Screen Bracket



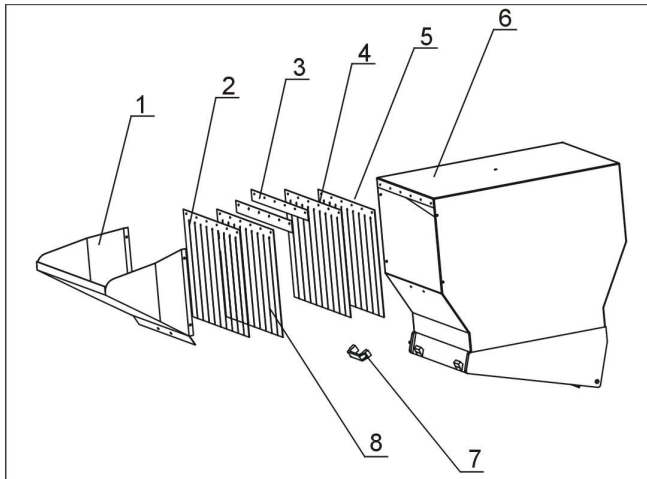
Note: Please refer to material list 12 about the parts code.

## 12. Screen Bracket Parts List

No.	Name	SG-3650E		SG-3675E	
		Part No.	Quantity	Part No.	Quantity
1	Pressing plate of screen bracket shaft hole	BH10367507010	2	BH10367507010	3
2	Screen bracket shaft	BH11365001210	1	BH11367517010	1
3	Screen bracket	-	1	-	1

Please confirm the version of manual before placing the purchase order to guarantee that the item number of the spare part is in accordance with the real object.

### 13. Feed Box and Cutting Chamber



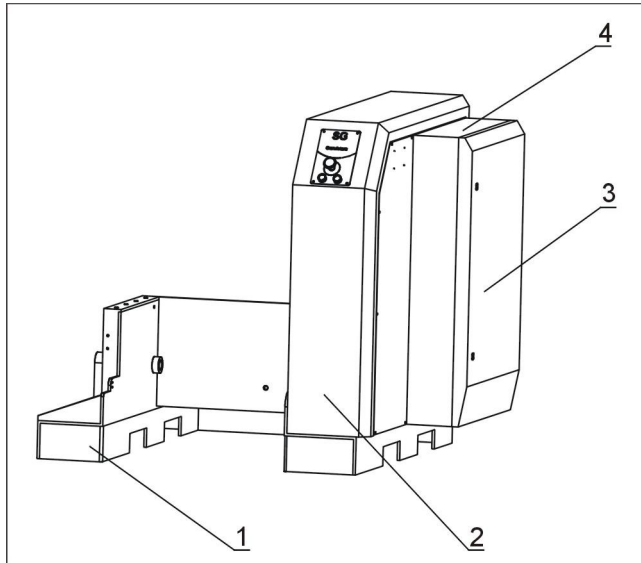
Note: Please refer to material list 14 about the parts code.

### 14. Feed Box and Cutting Chamber Parts List

No.	Name	SG-3650E		SG-3675E	
		Part No.	Quantity	Part No.	Quantity
1	Feed port	-	1	-	1
2	Fender trim strip 1	-	1	-	1
3	Fender trim strip fixing plate	-	2	-	2
4	Fender trim strip 3	-	1	-	1
5	Fender trim strip 4	-	1	-	1
6	Feed box	-	1	-	1
7	Knob	BW20012000140	1	BW20012000140	1
8	Fender trim strip 2	-	1	-	1

Please confirm the version of manual before placing the purchase order to guarantee that the item number of the spare part is in accordance with the real object.

## 15. Main Body



Note: Please refer to material list 16 about the parts code.

## 16. Main Body Parts List

No.	Name	SG-3650E		SG-3675E	
		Part No.	Quantity	Part No.	Quantity
1	Rack	-	1	-	1
2	Right outshell	-	1	-	1
3	Electrical control box	-	1	-	1
4	Control box door	-	1	-	1

Please confirm the version of manual before placing the purchase order to guarantee that the item number of the spare part is in accordance with the real object.