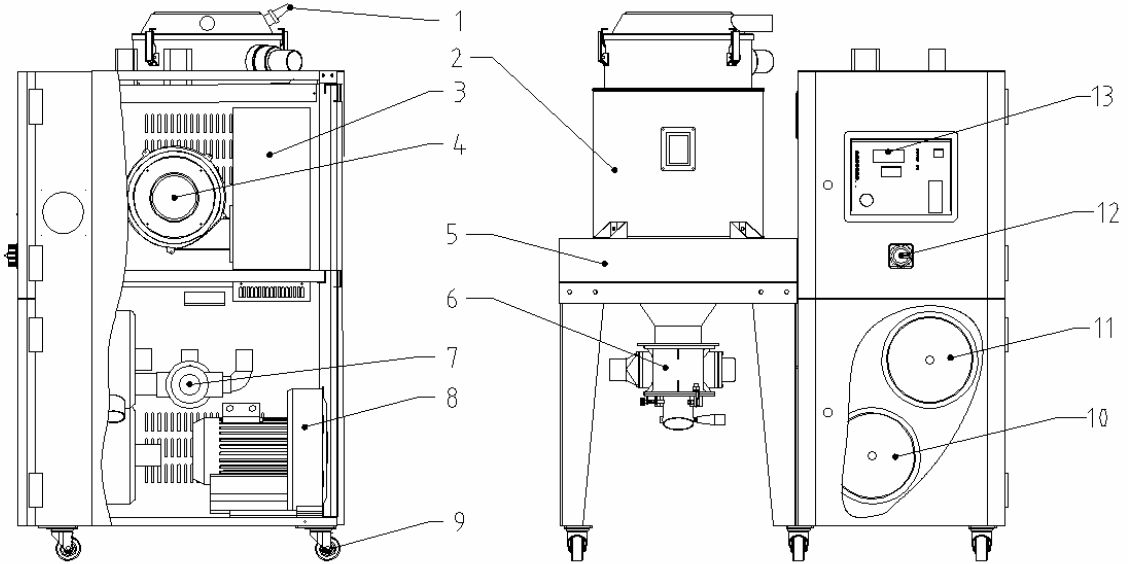


2.2 Drawing and Parts List

2.2.1 System structure

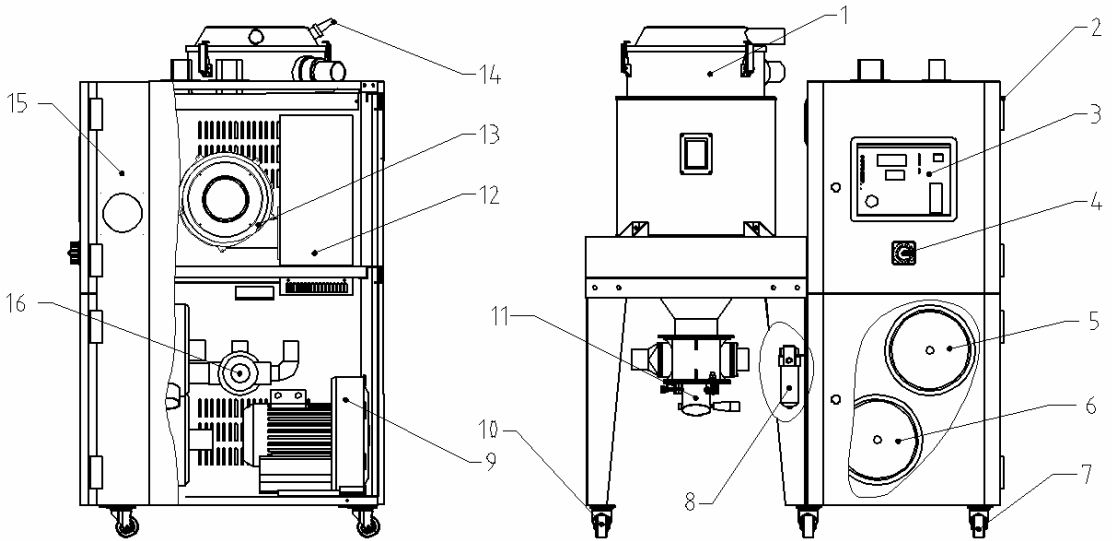


Names of Parts:

- | | | | |
|---------------------|---------------------|-------------------|----------------------|
| 1. Insulated hopper | 2. Heating box | 3. Process blower | 4. Conveying blower |
| 5. Castor | 6. Conveying filter | 7. Process filter | 8. Main power switch |
| 9. Material line | 10. Control panel | | |

Picture 2-2: System structure

2.2.2 Assembly Drawing



Remarks: Please refer to material list 2.2.3 for specific explanation of the Arabic numbers in parts drawing.

Picture 2-3: Assembly Drawing

2.2.3 Parts List

Table 2-1: Parts List (SDL-20U~120U)

No.	Name	Part No.			
		SDL-20U	SDL-40U	SDL-80U	SDL-120U
1	Insulated hopper	BY10002000150	BY10004000150	BY10008000150	BY10012000250
2	Door hinge	YW06203100200	YW06203100200	YW06203100200	YW06203100200
3	Plastic panel	YR40000400400	YR40000400400	YR40000400400	YR40000400400
4	Main power switch	YE10200300000	YE10200300000	YE10200300000	YE10200300000
5	Filter	YR50708000100	YR50708000100	YR50708000100	YR50708000100
6	Filter	YR50708000100	YR50708000100	YR50708000100	YR50708000100
7	3" castor	YW03000300000	YW03000300000	YW03000300000	YW03000300000
8	Filter & pressure regulating valve*	YE30200020000	YE30200020000	YE30200020000	YE30200020000
9	Conveying blower*	BM30042000050	BM30042000050	BM30042000050	BM30042000050
10	3" castor	YW03000300200	YW03000300200	YW03000300200	YW03000300200
11	Shut-off valve suction box	BY10203800050	BY10203800050	BY10203800050	BY10203800050
12	Pipe heater**	BH70202200050	BH70400300350	BH70803900250	BH70123900150
13	Drying blower*	BM40001500850	BM40025300850	BM40338000850	BM40338000850
14	Copper silencer	YW80000400300	YW80000400300	YW80000400300	YW80000400300
15	Control box	BH35002000050	BH35004000050	BH35008000050	BH35012000050
16	Three-way valve	BY20001500050	BY20001500050	BY20001500050	BY20001500050

* means possible broken parts.

** means easy broken part. and spare backup is suggested.

Please confirm the version of manual before placing the purchase order to guarantee that the item number of the spare part is in accordance with the real object.

Table 2-2: Parts List (SDL-160U~450U)

No.	Name	Part No.			
		SDL-160U	SDL-230U	SDL-300U	SDL-450U
1	Insulated hopper	BY10016000150	BY10023000050	BY10030000550	BY10045000050
2	Door hinge	YW06203100200	YW06203100200	YW06203100200	YW06203100200
3	Plastic panel	YR40000400400	YR40000400400	YR40000400400	YR40000400400
4	Main power switch	YE10200300000	YE10200300000	YE10200300000	YE10200300000
5	Filter	YR50203000000	YR50203000000	YR50203000000	YR50203000000
6	Filter	YR50708000100	YR50708000100	YR50708000100	YR50181100000
7	3" castor	YW03000300000	YW03000300000	YW03000300000	YW03000300000
8	Filter & pressure regulating valve*	YE30200020000	YE30200020000	YE30200020000	YE30200020000
9	Conveying blower*	BM30042000050	BM30042000050	BM30042000050	BM30042000050
10	3" castor	YW03000300200	YW03000300200	YW03000300200	YW03000300200
11	Shut-off valve suction box	BY10163800250	BY10163800250	BY10163800250	BY10163800250
12	Pipe heater**	BH70160600250	BH70230600250	BH70301200150	BH70451200250
13	Drying blower*	BM40000450850	BM40000450850	BM40538000850	BM40538000850
14	Copper silencer	YW80000400300	YW80000400300	YW80000400300	YW80000400300
15	Control box	BH35016000050	BH35023000050	BH35030000050	BH35030000050
16	Three-way valve	BY20001500050	BY20001500050	BY20001500050	BY20001500050

* means possible broken parts.

** means easy broken part. and spare backup is suggested.

Please confirm the version of manual before placing the purchase order to guarantee that the item number of the spare part is in accordance with the real object.

Table 2-3: Parts List (SDL-600U~1200U)

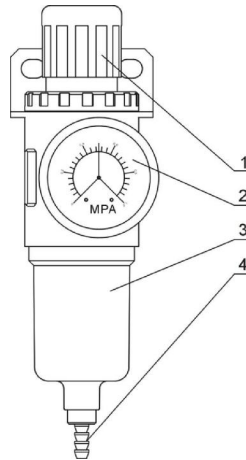
No.	Name	Part No.			
		SDL-600U	SDL-750U	SDL-900U	SDL-1200U
1	Insulated hopper	BY10016000150	BY10075000050	BY10090000550	BY10120000150
2	Door hinge	YW06203100200	YW06203100200	YW06203100200	YW06203100200
3	Plastic panel	YR40000400400	YR40000400400	YR40000400400	YR40000400400
4	Main power switch	YE10200300000	YE10200300000	YE10200300000	YE10200300000
5	Filter	YR50241400000	YR50241400000	YR50241400000	YR50241400000
6	Filter	YR50181100000	YR50181100000	YR50181100000	YR50181100000
7	3" castor	YW03000400000	YW03000400000	YW03000400000	YW03000400000
8	Filter & pressure regulating valve*	YE30200020000	YE30200020000	YE30200020000	YE30200020000
9	Conveying blower*	BM30042000050	BM30042000050	BM30053500050	BM30053500050
10	3" castor	YW03000400200	YW03000400200	YW03000400200	YW03000400200
11	Shut-off valve suction box	BY10163800250	BY10163800250	BY10163800250	BY10163800250
12	Pipe heater**	BH70601800250	BH70601800250	BH70601800250	BH70122400050
13	Drying blower*	BM30055000250	BM30055000150	BM30055000150	BM30113230050
14	Copper silencer	YW80000400300	YW80000400300	YW80000400300	YW80000400300
15	Control box	BH35060000050	BH35060000050	BH35090000050	BH35120000050
16	Three-way valve	BY20001500050	BY20001500050	BY20002000150	BY20002000150

* means possible broken parts.

** means easy broken part. and spare backup is suggested.

Please confirm the version of manual before placing the purchase order to guarantee that the item number of the spare part is in accordance with the real object.

2.2.4 Filter & Pressure Regulating Valve Drawing

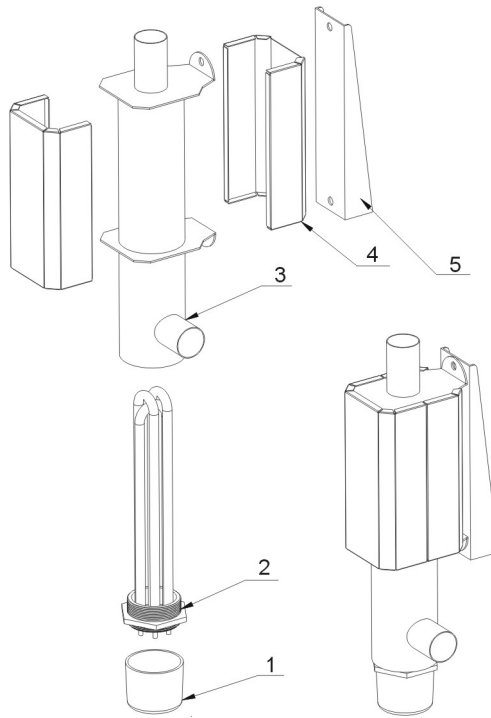


Parts list:

1. Pressure adjusting knob
2. Pressure gauge
3. Cup
4. Water outlet

Picture 2-4: Filter & Pressure Regulating Valve Drawing

2.2.5 Heater



Parts Name:

1. Electric wood cover

2. Pipe heater

3. Heating bucket

4. Outer covering board

5. Fixer

Picture 2-5: Heater